

# CZK 500 BANKNOTE 2009 VERSION



On 1 April 2009 the Czech National Bank will put into circulation a new 2009 version of the CZK 500 banknote. The 1995 and 1997 versions of the note will remain legal tender. The 1993 version has already ceased to be legal tender but will remain exchangeable in banks. Information on the 1993 version of the banknote can be found in the CNB leaflet *A new series of Czech banknotes – CZK 500*. The differences between the 1993 and 1995 versions are described in the leaflet *Czech banknotes – 500 Kč 1995 version*. The differences in the 1997 version can be found in the leaflet *Czech banknotes – 500 Kč 1997 version*. Information is also available at [www.cnb.cz](http://www.cnb.cz).

The 2009 version of the banknote is again based on a design by Oldřich Kulháněk, from engravings and line drawings by Václav Fait (face side) and Miloš Ondráček (reverse side), as adapted by Oldřich Kulháněk (optically variable ink) and František Dvořák (white line watermark and UV ornaments) and is produced at the State Printing Office in Prague. The note's dimensions and basic parameters, including paper type, are the same as before. However, its protection against counterfeiting has been enhanced significantly. The existing protective elements have been changed and new ones added, and other alterations have been made to the design.

The protective elements used can be divided into several categories. The first category includes elements visible to the naked eye and intended for the public, while the second consists of elements that are visible using simple aids and intended for entities that accept cash at counters and other locations allowing the use of such aids. The elements from the other categories are only visible using more sophisticated devices and sensors. They are intended for professionals and for automated cash handling equipment or to affect the operation of reproducing devices. In this leaflet you will only find elements from the first and second categories (including UV elements), and only where they differ on the four versions of the CZK 500 banknote. A general overview of the protective elements on Czech banknotes can be found in the CNB leaflet *Protective elements on Czech banknotes* or at [www.cnb.cz](http://www.cnb.cz). Some elements from the other categories (especially IR elements) are available to professionals through specialised information systems.

**The main differences between the 1993, 1995, 1997 and 2009 versions of the CZK 500 banknote are as follows:**


**1993 version**  
 (in circulation from  
 21 July 1993 to  
 31 March 2007,  
 exchangeable at all banks  
 from 1 February 2007 to  
 31 January 2010, at the  
 Czech National Bank  
 from  
 1 February 2010  
 for a so far unlimited  
 period)

**1995 version**  
 (in circulation since  
 27 December 1995)

**1997 version**  
 (in circulation since  
 18 March 1998)

**2009 version**  
 (in circulation from  
 1 April 2009)

**FACE SIDE**



year 1993 intaglio printed




year 1995 intaglio printed



year 1997 offset printed



year 2009 offset printed



Governor's signature  
 "Tošovský" intaglio  
 printed




Governor's signature  
 "Tošovský" intaglio  
 printed



Governor's signature  
 "Tošovský" intaglio  
 printed



Governor's signature  
 "Tůma" offset printed



front view      tilted banknote  
no optically variable ink



front view      tilted banknote  
no optically variable ink




front view      tilted banknote  
no optically variable ink



front view      tilted banknote  
on a background depicting a flower of a rose in full bloom is a stylised flower of a four-petal rose printed in optically variable ink that changes colour from gold to green when tilted

### REVERSE SIDE



series letter A



series letter B



series letters C or D



series letters from E upwards

### FACE AND REVERSE SIDE



paper with no visible protective fibres



paper with no visible protective fibres




orange protective fibres spread randomly across entire paper surface



orange protective fibres spread randomly across entire paper surface

**Attention: the protective fibres are foreign bodies in the paper, each having its own shape, thickness and location!**



coupon and print pattern with no yellow circles



coupon and print pattern with no yellow circles



coupon and print pattern with no yellow circles




yellow circles in coupon and some parts of print pattern


### AGAINST THE LIGHT




watermark consisting of portrait of Božena Němcová



watermark consisting of portrait of Božena Němcová




watermark consisting of portrait of Božena Němcová



watermark consisting of portrait of Božena Němcová and negative (white line) 500 with a primrose flower

Attention: the position of the watermark relative to the print pattern differs slightly from banknote to banknote!

### FACE SIDE AND AGAINST THE LIGHT



face side      against the light

security windowed thread 1.4 mm wide with recurring negative microtext "500 Kč"



face side      against the light

security windowed thread 1.4 mm wide with recurring negative microtext "500 Kč"




face side      against the light

security windowed thread 1.4 mm wide with recurring negative microtext "500 Kč"



face side      against the light

security windowed thread 3 mm wide with recurring hatched negative microtext "ČNB 500 Kč"



silvery security windowed thread does not change colour when tilted




silvery security windowed thread does not change colour when tilted




silvery security windowed thread does not change colour when tilted




metallic security windowed thread changes colour from puce to green when tilted



no effect on security windowed thread when Pole Tester is applied



no effect on security windowed thread when Pole Tester is applied



no effect on security windowed thread when Pole Tester is applied



Pole Feature – hatching with lighter and darker rhomboids – appears on security windowed thread when Pole Tester is applied



A Pole Tester is an aid used to check for the presence of an optical Pole Feature. Like the UV lamp used to check for the presence of UV elements, it is available commercially.

**Attention: the horizontal and vertical positions of the protruding parts of the security windowed thread differ slightly from banknote to banknote!**

## FACE SIDE, REVERSE SIDE AND AGAINST THE LIGHT



face side

reverse side



against the light

front-to-back register in the form of letters "CS", which overlap and complete each other against the light



face side

reverse side



against the light

front-to-back register in the form of letters "CS", which overlap and complete each other against the light



face side

reverse side



against the light

front-to-back register in the form of letters "CR", which overlap and complete each other against the light



face side

reverse side




against the light

front-to-back register in the form of letters "CR", which overlap and complete each other against the light


## IN UV LIGHT

**Attention: the visibility, intensity and colour of UV elements may differ depending on the class, type and age of the UV light source! The visibility of these elements decreases on worn banknotes! By contrast, other parts of the print pattern or the whole banknote may fluoresce on banknotes damaged by washing or contact with certain chemicals!**


### FACE SIDE IN UV LIGHT



denomination number 500 in upper left corner does not fluoresce



denomination number 500 in upper left corner does not fluoresce



upper part of denomination number 500 in upper left corner fluoresces green



upper part of denomination number 500 in upper left corner fluoresces green, lower part fluoresces yellow



text PĚT SET KORUN ČESKÝCH, ČESKÁ NÁRODNÍ BANKA and author's name O. KULHÁNEK INV. do not fluoresce



text PĚT SET KORUN ČESKÝCH, ČESKÁ NÁRODNÍ BANKA and author's name O. KULHÁNEK INV. do not fluoresce



text PĚT SET KORUN ČESKÝCH, ČESKÁ NÁRODNÍ BANKA and author's name O. KULHÁNEK INV. do not fluoresce



text PĚT SET KORUN ČESKÝCH, ČESKÁ NÁRODNÍ BANKA and author's name O. KULHÁNEK INV. fluoresce yellow



left-hand part (heraldic description) of portrait of Božena Němcová with adjacent lines and part of clothes including decorative space with hidden image, name BOŽENA NĚMCOVÁ and engraver's name V. FAJT SC. do not fluoresce



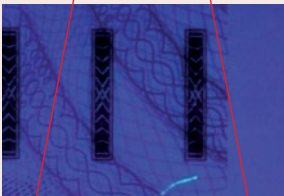
left-hand part (heraldic description) of portrait of Božena Němcová with adjacent lines and part of clothes including decorative space with hidden image, name BOŽENA NĚMCOVÁ and engraver's name V. FAJT SC. do not fluoresce



left-hand part (heraldic description) of portrait of Božena Němcová with adjacent lines and part of clothes including decorative space with hidden image, name BOŽENA NĚMCOVÁ and engraver's name V. FAJT SC. fluoresce green




left-hand part (heraldic description) of portrait of Božena Němcová with adjacent lines and part of clothes including decorative space with hidden image, name BOŽENA NĚMCOVÁ and engraver's name V. FAJT SC. fluoresce green



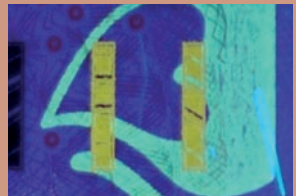
blind code does not fluoresce



blind code does not fluoresce



blind code does not fluoresce



second and third vertical strips of the blind code fluoresce yellow (green fluorescent element described below)

## REVERSE SIDE IN UV LIGHT



horizontal series mark and banknote number do not fluoresce



horizontal series mark and banknote number do not fluoresce




horizontal series mark and banknote number do not fluoresce




horizontal series mark and banknote number fluoresce green


## FACE AND REVERSE SIDE IN UV LIGHT



protective fibres fluoresce blue




protective fibres fluoresce blue




protective fibres fluoresce blue and yellow



protective fibres fluoresce blue and yellow



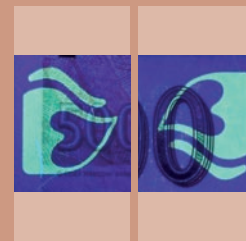
no ornaments resembling a stylised heart in lower left and upper right parts



no ornaments resembling a stylised heart in lower left and upper right parts



no ornaments resembling a stylised heart in lower left and upper right parts



ornaments resembling a stylised heart in lower left and upper right parts fluoresce green

**Note: the pictures of whole banknotes and banknote details have been taken in such a way as to provide an adequate representation of the element described. Consequently, they are not of the same size or necessarily of the same colour.**

Text and photographs © Czech National Bank, Money Testing Office, 2009.