

FOREIGN DIRECT INVESTMENT IN 2009

Monetary and Statistics Department
Balance of Payments Division

2011

1. INTRODUCTION

1.1. Focus and content of the publication

The annual publication Foreign Direct Investment provides a detailed overview of foreign direct investment (FDI) statistics in the Czech Republic and domestic direct investment abroad. The publication also includes indicators of FATS statistics focusing on the structure and activity of foreign affiliates.

The publication consists of five sections. The first two sections contain summary and cross-sectional tables with data on stocks of direct investment abroad and in the Czech Republic broken down by economic activity and territory and distribution of inward direct investment into regions. The next section presents data on direct investment flows in the reference year. The following section gives time series for FDI stocks and flows since the establishment of the Czech Republic in 1993. The last section covers indicators of foreign affiliates statistics (FATS), describing activity of domestically controlled foreign companies.

1.2. FDI Statistics

The FDI statistics are compiled in accordance with the international standards adopted by the OECD, the European Commission and the IMF for compilation of the balance of payments, of which they are a part. The FDI indicators provide information on international investment activities taking the form of equity participations and related loans and on income arising from such invested capital.

The CNB bases its FDI statistics on the **definition of foreign direct investment** set by the OECD in harmony with EUROSTAT and the IMF. This definition specifies that: "Foreign direct investment reflects the objective of obtaining a lasting interest by a resident entity in one economy ("direct investor") in an entity resident in an economy other than that of the investor ("direct investment enterprise"). The lasting interest implies the existence of a long-term relationship between the direct investor and the enterprise, and a significant degree of influence on the management of the enterprise. Direct investment involves both the initial transaction between the two entities and all subsequent capital transactions between them and among affiliated enterprises, both incorporated and unincorporated." A direct investment enterprise is defined as "an incorporated or unincorporated enterprise in which a foreign investor owns 10 per cent or more of the ordinary shares or voting power of an incorporated enterprise or the equivalent of an unincorporated enterprise."

A direct investment enterprise includes directly and indirectly owned affiliates. These are divided – according to the investor's percentage ownership of the ordinary shares or voting power – into **subsidiaries** (more than 50%), **associates** (10%–50%) and **branches** (wholly-owned permanent establishments or offices of a direct investor; land and structures directly owned by a foreign resident; or mobile equipment that operates within an economy for at least one year).

In addition to shares in equity capital, foreign direct investment covers reinvested earnings and other capital, including lending transactions with a direct

investor. The composition of direct investment can thus be expressed using the following relationship:

Direct investment = equity capital + reinvested earnings + other capital

- **Equity capital** comprises nonresident investment in the equity of a company.
- **Reinvested earnings** consist of the direct investor's share (in proportion to direct equity participation) of earnings not distributed as dividends.
- **Other capital** covers the borrowing and lending of funds, including debt securities and trade credits, between direct investors and their affiliated enterprises and fellow companies in the same enterprise group. These transactions are recorded under intercompany claims and liabilities.

When recording foreign direct investments there arises the issue of their **valuation**. The direct investment flows are compiled on the basis of realized investment transactions, which implies their market valuation. Should stocks of direct investment also be reported at market values, the foreign-owned shares in all individual companies would have to be revalued on a regular basis which is not feasible. Therefore, when recording the value of direct investment stocks the *own funds at book value* is used. (This value consists of the items *equity* plus *reinvested earnings* in the following tables).

In compliance with the methodology applied in the EU, the **territorial breakdown** of foreign direct investment is based on the country of the immediate investor. The ultimate owner of the investment may thus come from some other country (for example, if a parent company owns a foreign affiliate which invests in the Czech Republic, the investment is classified as originating in the home country of that affiliate).

The industrial breakdown is based on the Branch classification of economic activities (OKEC) that corresponds to the internationally used NACE classification. According to international standards the sectoral breakdown NACE Rev.2 was introduced as from the reference year 2010. The transfer of the industrial classification of economic activities from NACE Rev. 1.1. to NACE Rev. 2 is based on the CZSO Register. A more detailed sectoral breakdown according to NACE Rev.2 leads to an increase in the number of confidential statistical data. The result is that the number of published sectors is lower compared to NACE Rev.1.1.¹ For the needs of users (and in line with Eurostat requirements), the FDI sectoral breakdown for 2009 is published in both old and new classification for better comparability. As from the reference year 2010 the data will be published only in the sectoral breakdown NACE Rev.2.

1.3. FATS Statistics

The growth in foreign investment and its impact on the world economy globalisation has created interest in additional information permitting a deeper analysis of the activities of foreign-controlled corporations. Providing this type of information is the goal of the statistics on the structure and activity of foreign affiliates (FATS).

¹ In order to comply with confidentiality treatment requirements which are laid down by international regulations, C and D marks are used in respective statistical aggregates.

In 2007, the Regulation (EC) No 716/2007 came into force, stipulating the unified content, definitions and indicators for statistics of foreign affiliates in the European Union. The implementation of this Regulation has led to substantial changes in the FATS statistics prepared and published by the Czech National Bank. Until 2006, the so called selected indicators (turnover, number of employees, value added, exports and imports) were compiled and published for all direct investment companies with **foreign ownership interest** reaching at least 10 % of voting power, for both Czech direct investment abroad and foreign direct investment in the Czech Republic.

Since 2007, in line with the principles of Regulation (EC) No 716/2007, the FATS variables have been reported only by the companies under **foreign control** which is defined as the direct or indirect control of more than half of the voting power or more than half of the shares. The controlling country is determined according to the registered office of the “ultimate controlling institutional unit” which means the company, proceeding up a chain of control, which is not controlled by another institutional unit.

Since 2007 there has also been a division of competencies – the Czech National Bank reports data for outward statistics on foreign affiliates (i.e. foreign companies under domestic ultimate control), while inward statistics on foreign affiliates (for domestic companies under foreign control) is compiled by the Czech Statistical Office.

1.4. Private purchases & sales of real estate

In connection with the introduction of the NACE Rev. 2 classification in FDI statistics, the publication now contains also the data on property owned by natural persons – non-residents. The transitional period of five years from the date of accession to the European Union for the acquisition of residential property expired on 1 May 2009. The deadline for the seven-year transitional period for the acquisition of agricultural and forestry land will expire on 1 May 2011. An administrative source for stock calculation is the Cadastre Information System (ISKN) which contains the number, ownership interests and area of the individual sites, buildings (i.e. dwelling houses and family houses) and units (apartments) of natural persons having permanent residence abroad. The ISKN does not register the citizenship of property holders and does not yet include property prices. The administrative data on buildings and units obtained in this way were assessed at the market value using the paid (conceded) average prices of 2009 released in the CZSO's publication “Prices of Monitored Types of Property in 2007–2009”. The Ministry of Finance's Price Bulletin (or Act No. 151/1997 Coll., on Valuation of Property) and also price maps and supply prices on the internet were used in the case of prices of the individual types of sites. The market valuation of the stock of property owned by natural persons – non-residents as of 31 December 2009 was calculated based on the above information.

1.5. Survey results - CZECH DIRECT INVESTMENT ABROAD

Stock of domestic direct investment abroad as of 31 December 2009:

	Equity capital	Reinvested earnings	Equity capital + reinvested earnings = own funds at book value	Other capital	Total at book value
	1.	2.	1. + 2.	3.	1.+2.+3.
CZK billion	128,8	127,9	256,7	15,2	271,9
USD billion	7,0	7,0	14,0	0,8	14,8
EUR billion	4,9	4,8	9,7	0,6	10,3

Exchange rate as of 31 December 2009: 1 USD = 18,368 CZK

1 EUR = 26,465 CZK

Note: Because of rounding to one decimal place, the sum of the individual items in this table may not correspond to totals at book value. The rounding principle applies also to respective charts and tables. Thus, sum of subaggregates may not correspond to the corresponding aggregate.

At the end of 2009 the stock of domestic direct investment abroad rose in comparison with the year before by CZK 29,5 billion to reach CZK 271,9 billion. The growth in investment volume was caused mainly by an increase in reinvested earnings (primarily earnings of the current year). The volume of net credits provided abroad within direct investment increased by CZK 1,3 billion year on year.

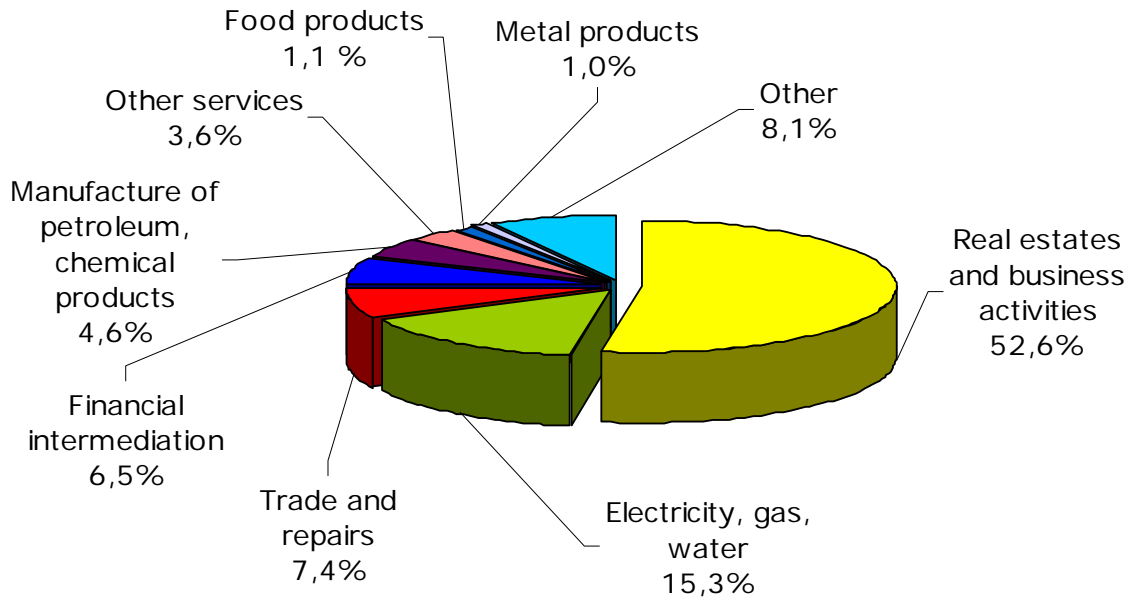
The largest volume of domestic capital was invested in real estate and business activities. The most important year on year increase (CZK 11,5 billion) is assigned to Electricity, gas, steam and hot water supply activity.

As regards the territorial breakdown of capital under domestic influence abroad, the Netherlands was again the most attractive country for foreign investment and accounted for 41,0 % of the volume of total direct investment abroad. The capital invested in Slovakia makes up 15,2 % of foreign investment, followed by investment in Romania which overtook Cyprus compared to the previous year.

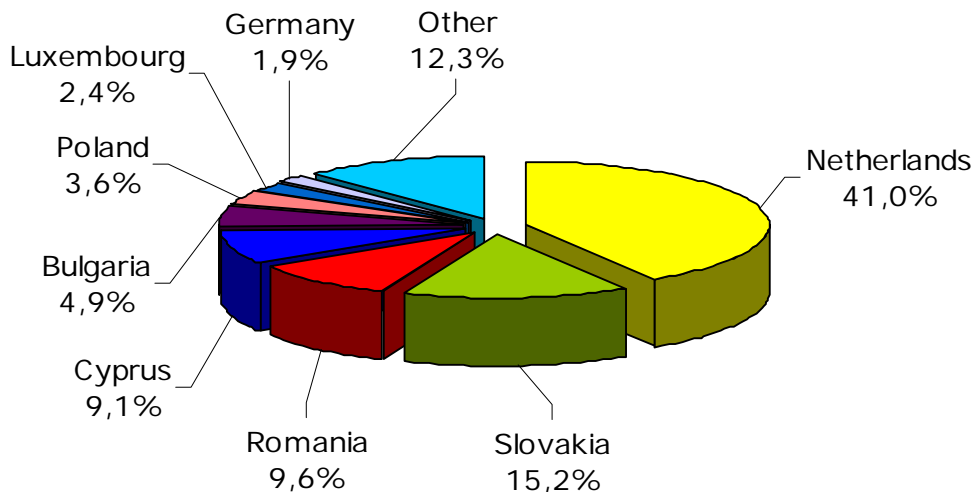
The focal point of domestic investment abroad is gradually shifting from enterprises with sales and production/sales activities to areas such as foreign activity management, provision of financial and credit services and tax optimisation. Specific is the rise in investment in the energy sector.

Apart from the amount of invested capital and the income associated with it, the share of domestic enterprises in foreign economies is characterised through FATS statistics indicators, including **turnover**, **number of employees**, **value added**, **personnel costs**, **gross investment in tangible goods** and **exports and imports of goods and services**.

**Czech direct investment abroad as of 31 December 2009
- by economic activity**



**Czech direct investment abroad as of 31 December 2009
- by country**



1.6. Survey results - FOREIGN DIRECT INVESTMENT IN THE CZECH REPUBLIC

Stock of foreign direct investment in the Czech Republic as of 31 December 2009

	Equity capital	Reinvested earnings	Equity capital + reinvested earnings = own funds at book value	Other capital	Total at book value
	1.	2.	1. + 2.	3.	1.+2.+3.
CZK billion	1 214,5	869,6	2 084,1	227,1	2 311,2
USD billion	66,1	47,3	113,5	12,4	125,9
EUR billion	45,9	32,9	78,7	8,6	87,3

Exchange rate as of 31 December 2009: 1 USD = 18,368 CZK

1 EUR = 26,465 CZK

Note: Because of rounding to one decimal place, the sum of the individual items in this table may not correspond to totals at book value. The rounding principle applies also to respective charts and tables. Thus, sum of subaggregates may not correspond to the corresponding aggregate.

At the end of 2009 foreign direct investment in the Czech Republic was more than CZK 2,3 trillion, which represents a year-on-year rise of CZK 121,7 billion. The increase was caused by inclusion of Private purchases & sales of real estate NACE Rev. 2 activity into FDI statistics (see paragraph 1.4 Private purchases & sales of real estate), an increase in the capital of existing enterprises with foreign participation and smaller-scale new investments.

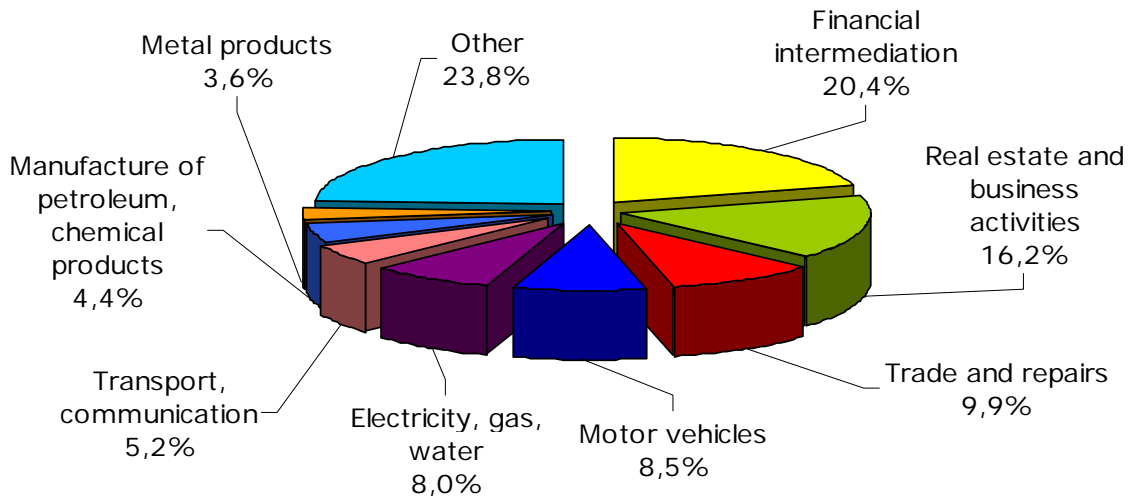
Reinvested earnings also contributed to the year-on-year growth in direct investment, representing the income from operations of an enterprise accruing to the foreign owners and not yet paid in the form of dividends or profit shares. The stock of reinvested earnings grew in comparison with the previous year by CZK 47,2 billion. At the same time, the volume of dividends paid out to parent enterprises abroad also rose, to reach CZK 177,9 billion in the monitored year.

The sector structure of direct investment in the Czech Republic remains stable in comparison with the previous period. The financial intermediation and insurance enjoy the greatest share of foreign capital (20,4 %), followed by real estate and business activities (16,2 %), trade and repairs and manufacture of motor vehicles. Services account for 53,6 % of the total volume of invested capital, while manufacturing records a 32,0 % share.

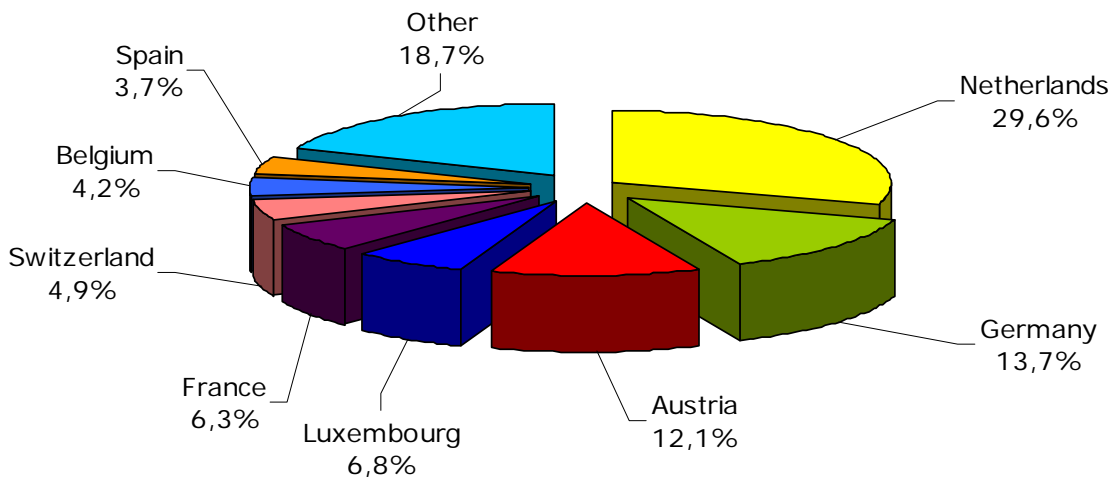
From a geographic perspective, the greatest share of capital invested in the Czech Republic comes from the Netherlands (29,6 %), Germany (13,7 %) and Austria (12,1 %). Countries with a total volume of invested capital exceeding CZK 100 billion also include Luxembourg, France and Switzerland.

The share of foreign investment from EU countries increased to 88,2 %, and almost 93,8 % of foreign investment is from Europe generally. Only 6,2 % of the foreign capital comes from countries outside Europe, with the USA and Japan being the most significant investors.

**Foreign direct investment in the Czech Republic
as of 31 December 2009 - by economic activity**



**Foreign direct investment in the Czech Republic
as of 31 December 2009 - by country**



The geographical breakdown of investment described above is based on the registered addresses of corporations investing directly in the Czech Republic. However, for tax optimisation reasons many multinational companies invest in the Czech Republic via third countries, in particular via subsidiaries established in the Netherlands, Luxembourg or Cyprus.

It remains the case that foreign investors have a decisive influence in the majority of companies. Of the total of almost 5,800 foreign-owned companies monitored, 65,9 % are wholly owned by foreign investors, and in 24,5 % the share of foreign entities exceeds 50 % of the domestic company's equity.

Most foreign investment is channelled into large enterprises. When assessing company size by number of employees, 58,8 % of the investment in equity capital is allocated in large enterprises with more than 250 employees, and 16,4 % of the foreign capital is channelled into medium-sized enterprises with 51–250 employees. Companies with 50 employees or less and companies with no employees account for the remaining 24,8 %.

2. FDI POSITIONS ABROAD

As Of 31 December 2009

2.1. Countries

USD thousand

Code	Contents	Equity capital	Reinvested earnings	Other capital	Total
A1	World	7 010 833	6 964 548	829 141	14 804 522
	<i>of which</i>				
AL	Albania	253 364	-183 915	73 225	142 674
AM	Armenia	0	-15	0	-15
AT	Austria	43 680	117	-23 079	20 718
BY	Belarus	2 236	8 310	1 169	11 715
BA	Bosnia and Herzegovina	2 141	-944	564	1 761
BR	Brazil	7 147	-5 758	-50	1 339
BG	Bulgaria	329 856	468 951	-74 697	724 110
HR	Croatia	1 715	4 149	6 868	12 731
CY	Cyprus	924 587	410 188	7 448	1 342 223
DK	Denmark	539	143	-91	591
EE	Estonia	602	591	232	1 425
FR	France	4 367	-7 996	4 751	1 123
GE	Georgia	14 914	49 212	-3 015	61 111
DE	Germany	126 347	135 277	18 555	280 179
GI	Gibraltar	87 453	0	0	87 453
GG	Guernsey	12	0	0	12
HK	Hong Kong	0	-164	169	5
HU	Hungary	46 485	3 030	26 060	75 574
CL	Chile	45	-532	0	-487
CN	China	9 559	1 742	182	11 482
IS	Iceland	3	9	0	11
IN	India	48 470	-20 052	0	28 417
IT	Italy	3 551	11 178	-5 165	9 564
KZ	Kazakhstan	6 746	1 277	1 045	9 068
LI	Liechtenstein	40 695	9 805	0	50 500
LU	Luxembourg	5 799	356 633	0	362 432
MT	Malta	2	2 210	-4 288	-2 076
MN	Mongolia	351	-1	0	350
MM	Myanmar (Burma)	343	-391	0	-48
NL	Netherlands	1 684 241	4 455 678	-70 431	6 069 488
PE	Peru	858	-736	0	122
PL	Poland	145 117	196 163	196 782	538 062
RO	Romania	622 890	431 024	363 789	1 417 702
RU	Russian Federation	124 403	3 465	43 720	171 587
RS	Serbia	7 260	2 692	737	10 689
SG	Singapore	7	0	0	7
SK	Slovakia	1 348 637	740 564	163 021	2 252 221
SI	Slovenia	3 500	-4 755	1 694	439
ES	Spain	1 402	14 347	303	16 052
CH	Switzerland	33 215	-5 741	531	28 005
TN	Tunisia	103	-136	1 304	1 272
TR	Turkey	270 823	-98 965	37 547	209 404
UA	Ukraine	15 673	47	7 356	23 076
AE	United Arab Emirates	545	-588	1 116	1 073
GB	United Kingdom	37 486	2 911	5 553	45 949
US	United States	5 311	-3 261	12 337	14 387
VN	Viet Nam	13 246	0	-2 882	10 365
VG	Virgin Islands, British	410	0	0	410

2. FDI POSITIONS ABROAD

As Of 31 December 2009

2.2. Economic activities

USD thousand

NACE Rev.1	Contents	Equity capital	Reinvested earnings	Other capital	Total
9999	TOTAL	7 010 833	6 964 548	829 141	14 804 522
	<i>of which</i>				
0200	Forestry, logging and related service activities	401	0	0	401
1000	Mining of coal and lignite; extraction of peat	3	-8 439	0	-8 436
1100	Extraction of crude petroleum and natural gas; service activities incidental to oil and gas	35 938	-4 996	9	30 952
1300	Mining of metal ores	8 491	-3 381	2 185	7 295
1400	Other mining and quarrying	22 818	21 375	-2 886	41 307
1500	Manufacture of food products and beverages	138 895	9 092	8 737	156 723
1600	Manufacture of tobacco products	1 340	4 387	0	5 727
2000	Manufacture of wood and of products of wood and cork, except furniture;manuf.of articles of straw and plaiting materials	5 946	106	0	6 052
2100	Manufacture of pulp, paper and paper products	16 286	8 042	0	24 329
2200	Publishing, printing and reproduction of recorded media	7 869	22 549	3 991	34 409
2400	Manufacture of chemicals and chemical products	236 538	373 296	34 258	644 091
2500	Manufacture of rubber and plastic products	22 570	2 154	5 935	30 659
2600	Manufacture of other non-metallic mineral products	80 412	26 903	13 679	120 993
2700	Manufacture of basic metals	52 316	21 601	946	74 863
2800	Manufacture of fabricated metal products, except machinery and equipment	27 223	31 407	9 629	68 259
2900	Mechanical products	17 786	15 520	6 640	39 946
3100	Manufacture of electrical machinery and apparatus n.e.c.	9 431	-779	984	9 636
3200	Radio, TV,communication equipments	290	1 050	-269	1 071
3300	Manufacture of medical, precision and optical instruments, watches and clocks	3 298	441	3 369	7 108
3400	Motor vehicles	13 144	849	9 044	23 037
3500	Other transport equipment	2 291	-29	0	2 262
4000	Electricity, gas, steam and hot water supply	1 188 116	855 487	220 181	2 263 784
5000	Trade and repair of motor vehicles	148 825	65 825	-2 860	211 790
5100	Wholesale trade	473 677	254 912	139 825	868 414
5200	Retail trade	22 831	-16 005	4 549	11 375
5500	Hotels and restaurants	2 884	-462	0	2 421
6000	Land transport	27 729	-10 056	1 270	18 943
6100	Water transport	32	192	0	224
6200	Air transport	316	349	22	686
6300	Supporting and auxiliary transport activities; activities of travel agencies	9 570	-275	1 409	10 704
6400	Post and telecommunications	276 935	-203 519	-379	73 037
6500	Financial intermediation, except insurance and pension funding	819 914	1 631	162	821 706
6600	Insurance companies, pension funds	55 723	79 151	9	134 884
6700	Activities auxiliary to financial intermediation	1 312	2	0	1 313
7200	Computer activities	8 997	5 104	5 049	19 150
7300	Research and development	476	-3 196	-1	-2 722
7400	Other business activities	2 820 233	4 875 186	-49 092	7 646 328
8500	Health and social work	17 327	1 775	0	19 102
9000	Sewage and refuse disposal, sanitation and similar activities	8 121	-3 325	1 919	6 716
9100	Activities of membership organization n.e.c.	1	4	0	5
9200	Recreational, cultural and sporting activities	24 795	72 776	45 152	142 723
9300	Other service activities	145	357 995	0	358 139

2. FDI POSITIONS ABROAD As Of 31 December 2009

2.21. Economic activities (NACE Rev. 2)

USD thousand

NACE Rev.2	Contents	Equity capital	Reinvested earnings	Other capital	Total
X9999	TOTAL	7 010 833	6 964 548	829 141	14 804 522
A0200	Forestry and logging	401	0	0	401
B0500	Mining of coal and lignite	3	-8 439	0	-8 436
C1000	Manufacture of food products	99 716	42 591	16 361	158 668
C1100	Manufacture of beverages	44 642	-15 216	-48	29 379
C1200	Manufacture of tobacco products	1 340	4 387	0	5 727
C1300	Manufacture of textiles	24 317	743	8 494	33 555
C1400	Manufacture of wearing apparel	387	150	18	555
C1600	Manufacture of wood and of products of wood and cork, except furniture; manufacture of articles of straw and plaiting materials	5 989	106	0	6 095
C1700	Manufacture of paper and paper products	16 286	8 042	0	24 329
C2000	Manufacture of chemicals and chemical products	242 590	379 089	34 258	655 937
C2100	Manufacture of basic pharmaceutical products and pharmaceutical preparations	588	-486	564	666
C2200	Manufacture of rubber and plastic products	24 955	12 135	4 148	41 238
C2300	Manufacture of other non-metallic mineral products	80 170	34 793	13 075	128 038
C2400	Manufacture of basic metals	52 316	8 489	946	61 751
C2500	Manufacture of fabricated metal products, except machinery and equipment	26 127	28 739	12 256	67 122
C2600	Manufacture of computer, electronic and optical products	343	3 003	13	3 359
C2700	Manufacture of electrical equipment	7 624	-323	0	7 301
C2800	Manufacture of machinery and equipment n.e.c.	15 732	11 138	4 748	31 618
C2900	Manufacture of motor vehicles, trailers and semi-trailers	144 608	-75 356	12 559	81 810
C3000	Manufacture of other transport equipment	2 162	0	0	2 162
C3200	Other manufacturing	4 023	-2 626	4 135	5 532
C3300	Repair and installation of machinery and equipment	902	727	-269	1 360
D3500	Electricity, gas, steam and air conditioning supply	1 235 802	962 102	220 181	2 418 084
E3800	Waste collection, treatment and disposal activities; materials recovery	8 154	-3 244	1 797	6 707
E3900	Remediation activities and other waste management services	11	-81	122	52
F4100	Construction of buildings	28 598	-5 381	6 733	29 950
F4200	Civil engineering	207 007	56 019	342 393	605 418
F4300	Specialized construction activities	26 882	59 270	5 122	91 274
G4500	Wholesale and retail trade and repair of motor vehicles and motorcycles	13 381	141 710	-1 490	153 601
G4600	Wholesale trade, except of motor vehicles and motorcycles	421 021	179 339	128 565	728 924
G4700	Retail trade, except of motor vehicles and motorcycles	23 354	-16 141	3 554	10 767
H4900	Land transport and transport via pipelines	22 348	-9 474	1 270	14 143
H5100	Air transport	1 301	336	420	2 057
H5200	Warehousing and support activities for transportation	13 759	776	909	15 444
I5500	Accommodation	20 211	1 327	0	21 538
J5800	Publishing activities	3 633	26 332	-628	29 338
J5900	Motion picture, video and television programme production, sound recording and music publishing activities	1 779	-1 619	0	160
J6000	Programming and broadcasting activities	410 195	74 292	0	484 487
J6100	Telecommunications	276 935	-203 519	-379	73 037
J6200	Information technology service activities	7 845	2 702	3 719	14 267
K6400	Financial intermediation, except insurance and pension funding	1 994 997	5 171 858	-69 068	7 097 786
K6500	Insurance, reinsurance and pension funding, except compulsory social security	55 714	74 888	0	130 602
K6600	Other financial activities	92 336	21 340	8 641	122 317
L6800	Real estate activities	148 407	11 461	-20 484	139 384
M6900	Legal and accounting activities	331	-562	2 019	1 788
M7000	Activities of head offices; management consultancy activities	1 104 094	-34 007	23 472	1 093 559
M7100	Architectural and engineering activities; technical testing and analysis	2 369	4 889	757	8 015
M7300	Advertising and market research	3 683	6 045	3 264	12 992
M7400	Other professional, scientific and technical activities	87	-62	0	25
N7700	Rental and leasing activities	8 806	-881	0	7 925
N7800	Employment activities	2 103	-604	186	1 685
N7900	Travel agency, tour operator and other reservation service and related activities	1 206	-2 377	500	-671
N8000	Security and investigation activities	13 246	0	-2 882	10 365
N8100	Services to buildings and landscape activities	9 113	13 674	338	23 124
N8200	Office administrative, office support and other business support activities	11 062	10 736	4 029	25 827
R9100	Libraries, archives, museums and other cultural activities	14 187	-3 307	0	10 879
R9200	Gambling and betting activities	23 037	10 741	45 152	78 931
R9300	Sports activities and amusement and recreation activities	0	-1 170	8 306	7 136
S9400	Activities of membership organizations	127	1 365	0	1 492
S9600	Other personal service activities	40	0	0	40
U9900	Activities of extraterritorial organizations and bodies	6	0	0	6

2. FDI POSITIONS ABROAD

As Of 31 December 2009

2.3. Economic sectors - activities

USD thousand

Code	NACE Rev.1	Contents	Equity capital	Reinvested earnings	Other capital	Total
1495	10-14	MINING AND QUARRYING	67 250	4 560	-692	71 119
-						
3995	15-37	MANUFACTURING	663 921	515 908	105 578	1 285 408
-		<i>of which</i>				
1605	15-16	Food products	140 235	13 479	8 737	162 450
1805	17-18	Textiles, wearing apparel	24 625	46	8 495	33 166
2205	20-22	Wood, publishing and printing	30 101	30 697	3 991	64 789
2595	23-25	Petroleum, chemical, rubber and plastic products	259 108	375 450	40 192	674 751
2600	26	Manufacture of other non-metallic mineral products	80 412	26 903	13 679	120 993
2805	27-28	Metal products	79 538	53 009	10 575	143 122
2900	29	Mechanical products	17 786	15 520	6 640	39 946
3100	31	Manufacture of electrical machinery and apparatus n.e.c.	9 431	-779	984	9 636
3295	30,32	Machinery, computers, RTV, communication	290	1 050	-269	1 071
3300	33	Manufacture of medical, precision and optical instruments	3 298	441	3 369	7 108
3595	34-35	Motor vehicles and other transport equipments	15 434	820	9 044	25 298
-						
4195	40-41	ELECTRICITY, GAS AND WATER	1 188 116	855 487	220 181	2 263 784
5095	50-99	TOTAL SERVICES	4 828 664	5 477 316	157 318	10 463 298
5295	50-52	TRADE AND REPAIRS	645 333	304 732	141 514	1 091 579
5500	55	HOTELS AND RESTAURANTS	2 884	-462	0	2 421
6495	60-64	TRANSPORTS, COMMUNICATION	314 582	-213 309	2 322	103 594
6895	65-67	FINANCIAL INTERMEDIATION	876 949	80 784	171	957 904
7395	70-74	REAL ESTATE AND BUSINESS ACTIVITIES	2 938 528	4 876 347	-33 760	7 781 115
9995	75-99	OTHER SERVICES	50 389	429 225	47 071	526 685
9996	9996	Not allocated	0	0	0	0
9999	9999	TOTAL	7 010 833	6 964 548	829 141	14 804 522

2. FDI POSITIONS ABROAD

As Of 31 December 2009

2.31. Economic sectors - activities (NACE Rev. 2)

USD thousand

Code	NACE Rev.2	Contents	Equity capital	Reinvested earnings	Other capital	Total
B0995	05-09	MINING AND QUARRYING	3	-17 014	0	-17 011
C3395	10-33	MANUFACTURING	800 634	432 275	112 687	1 345 596
-		of which				
C1205	10-12	Food products, beverages and tobacco products	145 698	31 762	16 314	193 773
C1405	13-14	Textiles and wearing apparel	24 704	893	8 512	34 109
C1805	16-18	Wood, paper, printing and reproduction	22 276	8 148	0	30 423
C1995	19-22	Petroleum, chemicals, pharmaceutical, rubber and plastic products	268 134	390 738	38 970	697 842
C2505	24-25	Basic metals and fabricated metal products	78 443	37 228	13 202	128 873
C2600	26	Computer, electronic and optical products	343	3 003	13	3 359
C2800	28	Manufacture of machinery and equipment n.e.c.	15 732	11 138	4 748	31 618
C2900	29	Manufacture of motor vehicles, trailers and semi-trailers	144 608	-75 356	12 559	81 810
C3000	30	Manufacture of other transport equipment	2 162	0	0	2 162
C3390	15,23,27, 31-33	Other manufacturing (leather, furniture, electrical equipment, repair and installation)	98 535	24 721	18 369	141 626
D3500	35	ELECTRICITY, GAS, STEAM AND AIR CONDITIONING SUPPLY	1 235 802	962 102	220 181	2 418 084
E3995	36-39	WATER SUPPLY; SEWERAGE, WASTE MANAGEMENT AND REMEDIATION ACTIVITIES	8 165	-3 325	1 919	6 759
X9995	45-99	TOTAL SERVICES	4 703 287	5 480 602	140 106	10 323 995
-		of which				
G4795	45-47	WHOLESALE AND RETAIL TRADE; REPAIR OF MOTOR VEHICLES AND MOTORCYCLES	457 755	304 908	130 629	893 292
H5395	49-53	TRANSPORTATION AND STORAGE	37 463	-9 434	2 536	30 565
I5695	55-56	ACCOMMODATION AND FOOD SERVICE ACTIVITIES	20 211	1 327	0	21 538
J6395	58-63	INFORMATION AND COMMUNICATION	700 957	-101 645	2 713	602 025
K6695	64-66	FINANCIAL AND INSURANCE ACTIVITIES	2 143 047	5 268 086	-60 428	7 350 706
L6800	68	REAL ESTATE ACTIVITIES	148 407	11 461	-20 484	139 384
M7595	69-75	PROFESSIONAL, SCIENTIFIC AND TECHNICAL ACTIVITIES	1 111 039	-24 027	29 512	1 116 524
N8295	77-82	ADMINISTRATIVE AND SUPPORT SERVICE ACTIVITIES	45 537	20 548	2 171	68 255
P8500	85	EDUCATION	0	0	0	0
Q8895	86-88	HUMAN HEALTH AND SOCIAL WORK ACTIVITIES	0	0	0	0
R9395	90-93	ARTS, ENTERTAINMENT AND RECREATION	37 224	6 263	53 458	96 945
S9695	94-96	OTHER SERVICE ACTIVITIES	167	1 365	0	1 531
X9990	84,97-99	Other services (for personal consumption)	1 480	1 751	0	3 231
X9997	00-99	TOTAL except for private purchases and sales of real estate	7 010 833	6 964 548	829 141	14 804 522
X9998		Private purchases and sales of real estate	0	0	0	0
X9999	00-99, X9998	TOTAL	7 010 833	6 964 548	829 141	14 804 522

The transfer of the industrial classification of economic activities from NACE Rev. 1.1. to NACE Rev. 2 is based on the CZSO Register.

2. FDI POSITIONS ABROAD As Of 31 December 2009

2.4. Economic zones - countries

USD thousand

Code	Contents	Equity capital	Reinvested earnings	Other capital	Total
A1	TOTAL WORLD	7 010 833	6 964 548	829 141	14 804 522
E1	EUROPE	6 883 699	6 963 878	814 030	14 661 607
	<i>of which</i>				
BG	Bulgaria	329 856	468 951	-74 697	724 110
DK	Denmark	539	143	-91	591
DE	Germany	126 347	135 277	18 555	280 179
EE	Estonia	602	591	232	1 425
ES	Spain	1 402	14 347	303	16 052
FR	France	4 367	-7 996	4 751	1 123
IT	Italy	3 551	11 178	-5 165	9 564
CY	Cyprus	924 587	410 188	7 448	1 342 223
LU	Luxembourg	5 799	356 633	0	362 432
HU	Hungary	46 485	3 030	26 060	75 574
MT	Malta	2	2 210	-4 288	-2 076
NL	Netherlands	1 684 241	4 455 678	-70 431	6 069 488
AT	Austria	43 680	117	-23 079	20 718
PL	Poland	145 117	196 163	196 782	538 062
RO	Romania	622 890	431 024	363 789	1 417 702
SI	Slovenia	3 500	-4 755	1 694	439
SK	Slovakia	1 348 637	740 564	163 021	2 252 221
GB	United Kingdom	37 486	2 911	5 553	45 949
IS	Iceland	3	9	0	11
LI	Liechtenstein	40 695	9 805	0	50 500
CH	Switzerland	33 215	-5 741	531	28 005
E2	Other European countries	765 080	-265 162	171 186	671 104
	<i>of which</i>				
AL	Albania	253 364	-183 915	73 225	142 674
BA	Bosnia and Herzegovina	2 141	-944	564	1 761
BY	Belarus	2 236	8 310	1 169	11 715
GG	Guernsey	12	0	0	12
GI	Gibraltar	87 453	0	0	87 453
HR	Croatia	1 715	4 149	6 868	12 731
RU	Russian Federation	124 403	3 465	43 720	171 587
TR	Turkey	270 823	-98 965	37 547	209 404
UA	Ukraine	15 673	47	7 356	23 076
RS	Serbia	7 260	2 692	737	10 689
E4	AFRICA	103	-136	1 304	1 272
	<i>of which</i>				
TN	Tunisia	103	-136	1 304	1 272
E7	AMERICA	32 550	-30 680	17 192	19 062
E8	North American countries	21 183	-20 168	12 394	13 409
	<i>of which</i>				
US	United States	5 311	-3 261	12 337	14 387
E9	Central American countries	1 229	-2 836	4 847	3 240
	<i>of which</i>				
VG	Virgin Islands, British	410	0	0	410
F1	South American countries	10 139	-7 676	-50	2 413
	<i>of which</i>				
BR	Brazil	7 147	-5 758	-50	1 339
CL	Chile	45	-532	0	-487
PE	Peru	858	-736	0	122
F2	ASIA	94 481	31 485	-3 385	122 581
F3	Near and Middle East countries	15 459	48 610	-1 899	62 169
	<i>of which</i>				
AE	United Arab Emirates	545	-588	1 116	1 073
AM	Armenia	0	-15	0	-15
GE	Georgia	14 914	49 212	-3 015	61 111

2. FDI POSITIONS ABROAD As Of 31 December 2009

2.4. Economic zones - countries

USD thousand

Code	Contents	Equity capital	Reinvested earnings	Other capital	Total
F6	Other Asian countries	79 022	-17 125	-1 486	60 412
	<i>of which</i>				
CN	China	9 559	1 742	182	11 482
HK	Hong Kong	0	-164	169	5
IN	India	48 470	-20 052	0	28 417
KZ	Kazakhstan	6 746	1 277	1 045	9 068
MN	Mongolia	351	-1	0	350
MM	Myanmar (Burma)	343	-391	0	-48
SG	Singapore	7	0	0	7
VN	Viet Nam	13 246	0	-2 882	10 365
I4	Euro-zone 15	3 469 141	5 390 663	-69 102	8 790 702
J4	Extra-euro-zone 15	3 541 692	1 573 885	898 242	6 013 820
D3	EU-25	5 091 961	6 324 993	353 221	11 770 175
D5	Extra-EU-25	1 918 872	639 555	475 920	3 034 347
D2	EU-15	2 617 978	4 980 034	-41 449	7 556 563
D4	Extra-EU-15	4 392 855	1 984 514	870 590	7 247 958
D8	New EU Members States 2004	2 473 983	1 344 959	394 670	4 213 612
V1	EU-27	6 044 707	7 224 967	642 313	13 911 987
V2	Extra EU-27	966 127	-260 420	186 828	892 535
A8	OECD	4 484 258	5 792 089	399 734	10 676 080
A5	EFTA	73 913	4 073	531	78 517
B1	NAFTA	22 001	-23 004	17 242	16 239
C4	Offshore financial centres	128 578	9 642	169	138 388
A9	CEE	264 480	-178 018	81 394	167 856

2. FDI POSITIONS ABROAD

As Of 31 December 2009

2.5. Economic zones total

USD thousand

Code	Contents	Equity capital	Reinvested earnings	Other capital	Total
A1	World	7 010 833	6 964 548	829 141	14 804 522
	<i>of which</i>				
D3	European Union	5 091 961	6 324 993	353 221	11 770 175
A5	EFTA (European Free Trade Association)	73 913	4 073	531	78 517
E2	Other European countries (not EU nor EFTA)	765 080	-265 162	171 186	671 104
E4	Africa	103	-136	1 304	1 272
E8	North American countries	21 183	-20 168	12 394	13 409
E9	Central American countries	1 229	-2 836	4 847	3 240
F1	South American countries	10 139	-7 676	-50	2 413
F3	Near and Middle East countries	15 459	48 610	-1 899	62 169
F6	Other Asian countries	79 022	-17 125	-1 486	60 412
A8	OECD	4 484 258	5 792 089	399 734	10 676 080

3. FDI POSITIONS IN THE CZECH REPUBLIC As Of 31 December 2009

3.1. Countries

USD thousand

Code	Contents	Equity capital	Reinvested earnings	Other capital	Total
A1	World	66 122 223	47 341 659	12 363 502	125 827 384
	<i>of which</i>				
AR	Argentina	1 894	0	0	1 894
AU	Australia	36 368	-1 058	3	35 312
AT	Austria	6 736 102	7 199 690	1 277 271	15 213 063
AZ	Azerbaijan	1 097	0	0	1 097
BS	Bahamas	1 475	-716	0	760
BY	Belarus	3 552	-42	-7	3 503
BE	Belgium	1 494 563	3 306 150	441 682	5 242 395
BZ	Belize	21 968	-9 041	-4 883	8 044
BM	Bermuda	2 461	5 527	-98	7 889
BR	Brazil	26 602	10 651	-17 122	20 131
BG	Bulgaria	10 297	-826	-741	8 730
CA	Canada	269 771	36 336	-398	305 709
KY	Cayman Islands	78 247	-9 650	220	68 817
HR	Croatia	5 076	-1 949	-587	2 540
CY	Cyprus	2 453 860	1 154 894	532 690	4 141 445
DK	Denmark	478 977	147 238	247 096	873 311
EE	Estonia	519	-1 507	-15	-1 003
FI	Finland	41 841	34 323	57 794	133 958
FR	France	3 570 051	3 436 934	982 754	7 989 739
GE	Georgia	482	0	0	482
DE	Germany	10 099 359	7 319 076	-149 983	17 268 452
GI	Gibraltar	18 515	-8 161	7 675	18 029
GR	Greece	15 812	-7 680	457	8 590
GG	Guernsey	29 908	-32 236	6 304	3 975
GN	Guinea	9 582	-3 916	0	5 666
GY	Guyana	5 263	-1 811	0	3 451
HK	Hong Kong	22 710	-7 362	18 826	34 173
HU	Hungary	227 686	71 175	163 802	462 663
CL	Chile	2 643	0	-17	2 626
CN	China	33 970	-14 998	34 866	53 838
IS	Iceland	5 131	7 463	-9	12 585
IN	India	11 961	-22 148	78 281	68 094
IE	Ireland	138 476	48 605	125 900	312 981
IM	Isle of Man	29 788	-6 107	-234	23 447
IT	Italy	901 479	220 522	122 512	1 244 513
JP	Japan	1 487 279	-142 417	307 683	1 652 545
JE	Jersey	18 342	5 614	0	23 956
KZ	Kazakhstan	10 961	-8 378	19 113	21 696
KR	Korea, Republic of (South Korea)	1 032 056	-303 953	90 756	818 858
KG	Kyrgyzstan	1 894	0	0	1 894
LV	Latvia	1 327	-36	-1 202	88
LI	Liechtenstein	531 393	-257 633	13 865	287 626
LT	Lithuania	10 797	-9 932	438	1 303
LU	Luxembourg	4 925 549	771 321	2 808 520	8 505 389
MK	Macedonia, the Former Yugoslav Republic of	590	0	0	590
MY	Malaysia	17 194	-4 551	50 033	62 676
MT	Malta	75 892	27 388	272 902	376 182
MH	Marshall Islands	109	-78	0	31
MU	Mauritius	6 618	-6 447	0	171
MX	Mexico	548	90	25 212	25 850
MA	Morocco	0	0	-455	-455
NL	Netherlands	17 761 726	16 951 394	2 543 131	37 256 251
NZ	New Zealand	2 457	88	0	2 544
NO	Norway	92 284	28 715	25 706	146 704
PA	Panama	18 859	-4 867	4 258	18 249
PL	Poland	866 654	498 636	138 905	1 504 195
PT	Portugal	22 261	-1 692	17 739	38 309
RO	Romania	3 632	-2 320	-63 359	-62 047

3. FDI POSITIONS IN THE CZECH REPUBLIC As Of 31 December 2009

3.1. Countries

USD thousand

Code	Contents	Equity capital	Reinvested earnings	Other capital	Total
RU	Russian Federation	248 401	-29 107	129 504	348 798
RS	Serbia	3 301	0	-3 443	-142
SC	Seychelles	49 508	-66 145	3 883	-12 755
SK	Slovakia	1 818 732	820 558	-58 482	2 580 809
SI	Slovenia	67 924	4 766	104 853	177 543
ZA	South Africa	3 125	0	-650	2 474
ES	Spain	2 970 589	1 278 251	399 006	4 647 846
VC	St Vincent and the Grenadines	42 134	-38 648	-218	3 268
SE	Sweden	608 403	583 719	207 949	1 400 071
CH	Switzerland	2 208 674	2 797 691	1 108 064	6 114 429
TH	Thailand	0	0	896	896
TR	Turkey	4 728	-2 637	-2 670	-580
UA	Ukraine	8 638	-604	14 639	22 673
GB	United Kingdom	1 983 585	-287 473	-28 756	1 667 356
US	United States	2 024 549	1 996 238	98 466	4 119 252
UZ	Uzbekistan	1 114	0	0	1 114
VE	Venezuela	2 984	33	0	3 017
VG	Virgin Islands, British	189 233	-53 974	33 428	168 688

3. FDI POSITIONS IN THE CZECH REPUBLIC As Of 31 December 2009

3.2. Economic activities

USD thousand

NACE Rev.1	Contents	Equity capital	Reinvested earnings	Other capital	Total
9999	TOTAL	66 122 223	47 341 659	12 363 502	125 827 384
	<i>of which</i>				
0100	Agriculture, hunting and related service activities	74 941	-4 055	29 316	100 202
0200	Forestry, logging and related service activities	121 455	499	1 650	123 605
1000	Mining of coal and lignite; extraction of peat	879 125	1 974 017	1 391	2 854 534
1100	Extraction of crude petroleum and natural gas; service activities incidental to oil and gas	17 022	37 563	-9 255	45 330
1400	Other mining and quarrying	210 463	245 828	-77 953	378 338
1500	Manufacture of food products and beverages	1 353 908	1 630 484	397 231	3 381 624
1600	Manufacture of tobacco products	215 521	158 858	0	374 379
1700	Manufacture of textiles	565 769	-39 097	81 668	608 340
1800	Manufacture of wearing apparel; dressing and dyeing of fur	54 097	-20 953	17 596	50 741
1900	Tanning and dressing of leather; manufacture of luggage, handbags, saddlery, harness and footwear	6 826	4 251	3 875	14 952
2000	Manufacture of wood and of products of wood and cork, except furniture;manuf.of articles of straw and plaiting materials	261 246	333 450	3 387	598 083
2100	Manufacture of pulp, paper and paper products	653 516	509 017	146 042	1 308 574
2200	Publishing, printing and reproduction of recorded media	531 409	29 174	17 776	578 359
2300	Manufacture of coke, refined petroleum products and nuclear fuel	358 099	152 831	96 474	607 405
2400	Manufacture of chemicals and chemical products	1 345 036	1 117 216	31 493	2 493 745
2500	Manufacture of rubber and plastic products	1 120 063	1 217 991	97 989	2 436 043
2600	Manufacture of other non-metallic mineral products	1 722 369	1 534 526	81 228	3 338 123
2700	Manufacture of basic metals	1 144 084	2 350 433	-1 209 653	2 284 864
2800	Manufacture of fabricated metal products, except machinery and equipment	1 122 341	699 722	370 436	2 192 499
2900	Mechanical products	2 351 528	1 074 256	458 479	3 884 263
3000	Office machinery and computers	260 796	30 383	176 789	467 968
3100	Manufacture of electrical machinery and apparatus n.e.c.	1 070 408	906 215	509 298	2 485 921
3200	Radio,TV,communication equipments	749 303	-655 779	1 145 728	1 239 252
3300	Manufacture of medical, precision and optical instruments, watches and clocks	629 683	-126 315	55 741	559 110
3400	Motor vehicles	4 431 593	6 465 675	-438 132	10 459 136
3500	Other transport equipment	260 321	35 191	-9 742	285 770
3600	Manufacture of furniture; manufacturing n.e.c.	266 583	214 425	81 934	562 942
3700	Recycling	19 424	30 461	19 211	69 097
4000	Electricity, gas, steam and hot water supply	6 557 464	4 187 511	-1 227 250	9 517 725
4100	Collection, purification and distribution of water	346 374	206 378	-48 461	504 290
4500	Construction	657 596	1 352 646	-231 647	1 778 595
5000	Trade and repair of motor vehicles	491 774	278 253	5 005	775 032
5100	Wholesale trade	3 852 898	2 083 297	963 712	6 899 907
5200	Retail trade	3 234 056	623 296	896 850	4 754 201
5500	Hotels and restaurants	685 775	-103 813	93 240	675 202
6200	Air transport	8 591	13 049	0	21 640
6300	Supporting and auxiliary transport activities; activities of travel agencies	422 698	428 790	138 852	990 340
6400	Post and telecommunications	3 971 078	1 512 158	-467 180	5 016 056
6500	Financial intermediation, except insurance and pension funding	7 742 814	11 690 225	2 669 180	22 102 220
6600	Insurance companies, pension funds	1 287 530	1 946 905	-4 049	3 230 386
6700	Activities auxiliary to financial intermediation	58 577	325 359	-14 039	369 898
7000	Real estate	7 822 668	-1 427 457	4 832 291	11 227 502
7100	Renting of machinery and equipment without operator and of personal and household goods	118 240	107 527	290 774	516 540
7200	Computer activities	482 150	644 668	-9 770	1 117 047
7300	Research and development	14 225	26 224	1 674	42 123
7400	Other business activities	3 069 324	2 701 074	1 731 817	7 502 216
7500	Public administration and defence; compulsory social security	0	5 644	0	5 644
8000	Education	5 636	-4 043	55	1 648
8500	Health and social work	110 650	115 908	11 151	237 709
9000	Sewage and refuse disposal, sanitation and similar activities	129 742	227 269	107 828	464 838
9200	Recreational, cultural and sporting activities	204 917	175 750	557 749	938 415
9300	Other service activities	52 111	3 109	-15 781	39 439
9998	Private purchases and sales of real estate	2 766 951	0	0	2 766 951

3. FDI POSITIONS IN THE CZECH REPUBLIC As Of 31 December 2009

3.21. Economic activities (NACE Rev. 2)

USD thousand

NACE Rev.2	Contents	Equity capital	Reinvested earnings	Other capital	Total
X9999	TOTAL	66 122 223	47 341 659	12 363 502	125 827 384
A0100	Crop and animal production, hunting and related service activities	97 035	14 870	30 649	142 554
A0200	Forestry and logging	141 600	-2 961	1 720	140 360
B0500	Mining of coal and lignite	869 095	1 971 709	0	2 840 804
B0800	Other mining and quarrying	213 109	222 303	-57 229	378 182
B0900	Mining support service activities	8 057	11 718	0	19 775
C1000	Manufacture of food products	758 591	614 588	318 939	1 692 118
C1100	Manufacture of beverages	612 258	968 312	75 803	1 656 373
C1200	Manufacture of tobacco products	215 521	158 858	0	374 379
C1300	Manufacture of textiles	536 104	-61 254	97 583	572 432
C1400	Manufacture of wearing apparel	65 213	5 210	16 463	86 885
C1500	Manufacture of leather and related products	6 292	3 071	3 893	13 256
C1600	Manufacture of wood and of products of wood and cork, except furniture; manufacture of articles of straw and plaiting materials	268 696	327 356	-373	595 679
C1700	Manufacture of paper and paper products	663 246	486 142	145 097	1 294 485
C1800	Printing and reproduction of recorded media	140 765	18 102	-280	158 587
C1900	Manufacture of coke and refined petroleum products	355 300	144 547	96 474	596 321
C2000	Manufacture of chemicals and chemical products	828 286	551 405	148 279	1 527 969
C2100	Manufacture of basic pharmaceutical products and pharmaceutical preparations	526 720	512 121	-94 065	944 775
C2200	Manufacture of rubber and plastic products	1 122 078	1 220 299	88 451	2 430 828
C2300	Manufacture of other non-metallic mineral products	1 720 249	1 481 214	82 072	3 283 535
C2400	Manufacture of basic metals	1 231 720	2 289 705	-1 174 499	2 346 927
C2500	Manufacture of fabricated metal products, except machinery and equipment	1 237 504	760 473	353 257	2 351 234
C2600	Manufacture of computer, electronic and optical products	1 224 327	-900 643	1 303 144	1 626 827
C2700	Manufacture of electrical equipment	1 203 623	597 743	389 813	2 191 180
C2800	Manufacture of machinery and equipment n.e.c.	2 046 820	785 003	479 273	3 311 097
C2900	Manufacture of motor vehicles, trailers and semi-trailers	4 684 859	6 776 125	-574 149	10 886 834
C3000	Manufacture of other transport equipment	243 502	13 076	-9 325	247 254
C3100	Manufacture of furniture	98 313	-51 245	106 519	153 587
C3200	Other manufacturing	190 967	381 304	149 518	721 789
C3300	Repair and installation of machinery and equipment	178 191	167 255	128 869	474 315
D3500	Electricity, gas, steam and air conditioning supply	6 550 836	3 869 642	-1 229 149	9 191 330
E3600	Water collection, treatment and supply	346 374	206 096	-48 461	504 009
E3700	Sewerage	7 752	18 278	-2 029	24 002
E3800	Waste collection, treatment and disposal activities; materials recovery	141 338	201 477	129 070	471 885
F4100	Construction of buildings	826 159	-304 672	301 434	822 921
F4200	Civil engineering	494 054	1 096 975	-246 183	1 344 846
F4300	Specialized construction activities	49 500	60 028	6 639	116 167
G4500	Wholesale and retail trade and repair of motor vehicles and motorcycles	252 224	231 070	-48 864	434 429
G4600	Wholesale trade, except of motor vehicles and motorcycles	3 841 839	1 972 180	963 658	6 777 677
G4700	Retail trade, except of motor vehicles and motorcycles	3 328 305	759 219	966 134	5 053 658
H5100	Air transport	8 591	13 049	0	21 640
H5200	Warehousing and support activities for transportation	363 677	263 895	137 464	765 036
H5300	Postal and courier activities	2 587	55 285	20 124	77 996
I5500	Accommodation	562 627	-120 201	69 038	511 464
I5600	Food and beverage service activities	125 615	8 731	18 893	153 239
J5800	Publishing activities	370 529	25 919	12 618	409 066
J5900	Motion picture, video and television programme production, sound recording and music publishing activities	55 062	-28 295	11 650	38 417
J6000	Programming and broadcasting activities	157 694	153 947	503 328	814 970
J6100	Telecommunications	3 966 907	1 455 802	-487 304	4 935 405
J6200	Information technology service activities	270 803	531 611	-5 849	796 564
J6300	Information service activities	184 184	65 277	-7 703	241 758
K6400	Financial intermediation, except insurance and pension funding	7 849 117	11 587 060	2 670 431	22 106 608
K6500	Insurance, reinsurance and pension funding, except compulsory social security	1 287 530	1 907 013	-4 049	3 190 494
K6600	Other financial activities	56 030	90 922	15 850	162 802
L6800	Real estate activities	7 109 886	-776 583	4 651 297	10 984 600
M6900	Legal and accounting activities	111 389	76 069	-15 065	172 394
M7000	Activities of head offices; management consultancy activities	1 951 928	2 500 563	1 333 974	5 786 464
M7100	Architectural and engineering activities; technical testing and analysis	254 878	180 803	96 605	532 286
M7200	Scientific research and development	14 279	60 737	-3 436	71 580
M7300	Advertising and market research	200 256	87 209	32 500	319 965
M7400	Other professional, scientific and technical activities	244 224	309 486	37 995	591 704
N7700	Rental and leasing activities	118 934	107 653	290 058	516 645
N7800	Employment activities	16 352	-2 507	3 307	17 152
N7900	Travel agency, tour operator and other reservation service and related activities	61 782	-20 488	1 380	42 674
N8000	Security and investigation activities	44 538	91 703	-693	135 548
N8100	Services to buildings and landscape activities	20 412	59 508	4 743	84 664
N8200	Office administrative, office support and other business support activities	186 029	549 213	39 771	775 013
O8400	Public administration and defence; compulsory social security	0	5 644	0	5 644

3. FDI POSITIONS IN THE CZECH REPUBLIC As Of 31 December 2009

3.21. Economic activities (NACE Rev. 2)

USD thousand

NACE Rev.2	Contents	Equity capital	Reinvested earnings	Other capital	Total
P8500	Education	5 745	6 133	55	11 933
Q8600	Human health activities	110 650	187 715	11 151	309 515
R9000	Creative, arts and entertainment activities	1 674	-34	9 772	11 413
R9200	Gambling and betting activities	10 516	24 996	257	35 769
R9300	Sports activities and amusement and recreation activities	13 233	-47 397	4 108	-30 055
S9500	Repair of computers and personal and household goods	19 957	266 789	8 013	294 759
S9600	Other personal service activities	29 699	-5 470	6 529	30 758
X9998	Private purchases and sales of real estate	2 766 951	0	0	2 766 951

3. FDI POSITIONS IN THE CZECH REPUBLIC As Of 31 December 2009

3.3. Economic sectors - activities

USD thousand

Code	NACE Rev.1	Contents	Equity capital	Reinvested earnings	Other capital	Total
0595	01-05	AGRICULTURE, FORESTRY AND FISHING	196 690	-3 678	31 485	224 497
1495	10-14	MINING AND QUARRYING	1 106 610	2 257 409	-85 816	3 278 202
-						
3995	15-37	MANUFACTURING	20 493 923	17 652 415	2 134 852	40 281 190
-		<i>of which</i>				
1605	15-16	Food products	1 569 429	1 789 342	397 231	3 756 003
1805	17-18	Textiles, wearing apparel	619 866	-60 050	99 265	659 081
1900	19	Leather	6 826	4 251	3 875	14 952
2205	20-22	Wood, publishing and printing	1 446 170	871 641	167 205	2 485 016
2595	23-25	Petroleum, chemical, rubber and plastic products	2 823 198	2 488 038	225 956	5 537 192
2600	26	Manufacture of other non-metallic mineral products	1 722 369	1 534 526	81 228	3 338 123
2805	27-28	Metal products	2 266 426	3 050 155	-839 217	4 477 364
2900	29	Mechanical products	2 351 528	1 074 256	458 479	3 884 263
3100	31	Manufacture of electrical machinery and apparatus n.e.c.	1 070 408	906 215	509 298	2 485 921
3295	30,32	Machinery, computers, RTV, communication	1 010 099	-625 396	1 322 517	1 707 220
3300	33	Manufacture of medical, precision and optical instruments	629 683	-126 315	55 741	559 110
3595	34-35	Motor vehicles and other transport equipments	4 691 914	6 500 865	-447 873	10 744 906
3600	36	Manufacture of furniture; manufacturing n.e.c.	266 583	214 425	81 934	562 942
3700	37	Recycling	19 424	30 461	19 211	69 097
-						
4195	40-41	ELECTRICITY, GAS AND WATER	6 903 838	4 393 889	-1 275 711	10 022 015
4500	45	CONSTRUCTION	657 596	1 352 646	-231 647	1 778 595
5095	50-99	TOTAL SERVICES	33 996 614	21 688 979	11 790 341	67 475 934
5295	50-52	TRADE AND REPAIRS	7 578 728	2 984 845	1 865 567	12 429 140
5500	55	HOTELS AND RESTAURANTS	685 775	-103 813	93 240	675 202
6495	60-64	TRANSPORTS, COMMUNICATION	4 633 529	2 269 784	-327 347	6 575 967
6895	65-67	FINANCIAL INTERMEDIATION	9 088 921	13 962 490	2 651 093	25 702 504
7395	70-74	REAL ESTATE AND BUSINESS ACTIVITIES	11 506 606	2 052 036	6 846 786	20 405 428
9995	75-99	OTHER SERVICES	503 055	523 637	661 002	1 687 694
9996	9996	Not allocated	0	0	0	0
9999	9999	TOTAL	66 122 223	47 341 659	12 363 502	125 827 384

3. FDI POSITIONS IN THE CZECH REPUBLIC As Of 31 December 2009

3.31. Economic sectors - activities (NACE Rev. 2)

USD thousand

Code	NACE Rev.2	Contents	Equity capital	Reinvested earnings	Other capital	Total
A0395	01-03	AGRICULTURE, FORESTRY AND FISHING	238 929	11 786	32 888	283 603
B0995	05-09	MINING AND QUARRYING	1 099 614	2 231 124	-66 485	3 264 253
C3395	10-33	MANUFACTURING	20 159 148	17 248 765	2 130 755	39 538 667
-		of which				
C1205	10-12	Food products, beverages and tobacco products	1 586 370	1 741 758	394 741	3 722 870
C1405	13-14	Textiles and wearing apparel	601 316	-56 045	114 046	659 318
C1805	16-18	Wood, paper, printing and reproduction	1 072 707	831 600	144 444	2 048 751
C1995	19-22	Petroleum, chemicals, pharmaceutical, rubber and plastic products	2 832 384	2 428 371	239 139	5 499 894
C2505	24-25	Basic metals and fabricated metal products	2 469 225	3 050 178	-821 242	4 698 161
C2600	26	Computer, electronic and optical products	1 224 327	-900 643	1 303 144	1 626 827
C2800	28	Manufacture of machinery and equipment n.e.c.	2 046 820	785 003	479 273	3 311 097
C2900	29	Manufacture of motor vehicles, trailers and semi-trailers	4 684 859	6 776 125	-574 149	10 886 834
C3000	30	Manufacture of other transport equipment	243 502	13 076	-9 325	247 254
C3390	15,23,27, 31-33	Other manufacturing (leather, furniture, electrical equipment, repair and installation)	3 397 636	2 579 342	860 684	6 837 662
D3500	35	ELECTRICITY, GAS, STEAM AND AIR CONDITIONING SUPPLY	6 550 836	3 869 642	-1 229 149	9 191 330
E3995	36-39	WATER SUPPLY; SEWERAGE, WASTE MANAGEMENT AND REMEDIATION ACTIVITIES	495 464	425 851	78 579	999 895
F4395	41-43	CONSTRUCTION	1 369 713	852 330	61 891	2 283 934
X9995	45-99	TOTAL SERVICES	33 441 568	22 702 161	11 355 022	67 498 751
-		of which				
G4795	45-47	WHOLESALE AND RETAIL TRADE; REPAIR OF MOTOR VEHICLES AND MOTORCYCLES	7 422 368	2 962 468	1 880 928	12 265 764
H5395	49-53	TRANSPORTATION AND STORAGE	606 735	404 115	164 719	1 175 570
I5695	55-56	ACCOMMODATION AND FOOD SERVICE ACTIVITIES	688 242	-111 470	87 931	664 702
J6395	58-63	INFORMATION AND COMMUNICATION	5 005 178	2 204 261	26 741	7 236 181
K6695	64-66	FINANCIAL AND INSURANCE ACTIVITIES	9 192 677	13 584 996	2 682 232	25 459 905
L6800	68	REAL ESTATE ACTIVITIES	7 109 886	-776 583	4 651 297	10 984 600
M7595	69-75	PROFESSIONAL, SCIENTIFIC AND TECHNICAL ACTIVITIES	2 776 954	3 214 867	1 482 573	7 474 393
N8295	77-82	ADMINISTRATIVE AND SUPPORT SERVICE ACTIVITIES	448 048	785 081	338 567	1 571 695
P8500	85	EDUCATION	5 745	6 133	55	11 933
Q8895	86-88	HUMAN HEALTH AND SOCIAL WORK ACTIVITIES	110 650	187 715	11 151	309 515
R9395	90-93	ARTS, ENTERTAINMENT AND RECREATION	25 429	-26 386	14 287	13 330
S9695	94-96	OTHER SERVICE ACTIVITIES	49 656	261 319	14 541	325 517
X9990	84,97-99	Other services (for personal consumption)	0	5 644	0	5 644
X9997	00-99	TOTAL except for private purchases and sales of real estate	63 355 271	47 341 659	12 363 502	123 060 433
X9998		Private purchases and sales of real estate	2 766 951	0	0	2 766 951
X9999	00-99, X9998	TOTAL	66 122 223	47 341 659	12 363 502	125 827 384

The transfer of the industrial classification of economic activities from NACE Rev. 1.1. to NACE Rev. 2 is based on the CZSO Register.

3. FDI POSITIONS IN THE CZECH REPUBLIC

As Of 31 December 2009

3.4. Economic zones - countries

USD thousand

Code	Contents	Equity capital	Reinvested earnings	Other capital	Total
A1	TOTAL WORLD	66 122 223	47 341 659	12 363 502	125 827 384
E1	EUROPE	60 495 131	46 067 649	11 445 197	118 007 978
	<i>of which</i>				
BE	Belgium	1 494 563	3 306 150	441 682	5 242 395
BG	Bulgaria	10 297	-826	-741	8 730
DK	Denmark	478 977	147 238	247 096	873 311
DE	Germany	10 099 359	7 319 076	-149 983	17 268 452
EE	Estonia	519	-1 507	-15	-1 003
IE	Ireland	138 476	48 605	125 900	312 981
GR	Greece	15 812	-7 680	457	8 590
ES	Spain	2 970 589	1 278 251	399 006	4 647 846
FR	France	3 570 051	3 436 934	982 754	7 989 739
IT	Italy	901 479	220 522	122 512	1 244 513
CY	Cyprus	2 453 860	1 154 894	532 690	4 141 445
LV	Latvia	1 327	-36	-1 202	88
LT	Lithuania	10 797	-9 932	438	1 303
LU	Luxembourg	4 925 549	771 321	2 808 520	8 505 389
HU	Hungary	227 686	71 175	163 802	462 663
MT	Malta	75 892	27 388	272 902	376 182
NL	Netherlands	17 761 726	16 951 394	2 543 131	37 256 251
AT	Austria	6 736 102	7 199 690	1 277 271	15 213 063
PL	Poland	866 654	498 636	138 905	1 504 195
PT	Portugal	22 261	-1 692	17 739	38 309
RO	Romania	3 632	-2 320	-63 359	-62 047
SI	Slovenia	67 924	4 766	104 853	177 543
SK	Slovakia	1 818 732	820 558	-58 482	2 580 809
FI	Finland	41 841	34 323	57 794	133 958
SE	Sweden	608 403	583 719	207 949	1 400 071
GB	United Kingdom	1 983 585	-287 473	-28 756	1 667 356
IS	Iceland	5 131	7 463	-9	12 585
LI	Liechtenstein	531 393	-257 633	13 865	287 626
NO	Norway	92 284	28 715	25 706	146 704
CH	Switzerland	2 208 674	2 797 691	1 108 064	6 114 429
E2	Other European countries	371 559	-71 764	154 706	454 501
	<i>of which</i>				
BY	Belarus	3 552	-42	-7	3 503
GG	Guernsey	29 908	-32 236	6 304	3 975
GI	Gibraltar	18 515	-8 161	7 675	18 029
IM	Isle of Man	29 788	-6 107	-234	23 447
JE	Jersey	18 342	5 614	0	23 956
HR	Croatia	5 076	-1 949	-587	2 540
MK	Macedonia, the Former Yugoslav Republic of	590	0	0	590
RU	Russian Federation	248 401	-29 107	129 504	348 798
TR	Turkey	4 728	-2 637	-2 670	-580
UA	Ukraine	8 638	-604	14 639	22 673
RS	Serbia	3 301	0	-3 443	-142
E4	AFRICA	68 898	-75 076	1 079	-5 098
	<i>of which</i>				
MA	Morocco	0	0	-455	-455
GN	Guinea	9 582	-3 916	0	5 666
ZA	South Africa	3 125	0	-650	2 474
MU	Mauritius	6 618	-6 447	0	171
SC	Seychelles	49 508	-66 145	3 883	-12 755
E7	AMERICA	2 689 112	1 949 107	139 725	4 777 944
E8	North American countries	2 294 319	2 032 574	98 068	4 424 961
	<i>of which</i>				
CA	Canada	269 771	36 336	-398	305 709
US	United States	2 024 549	1 996 238	98 466	4 119 252

3. FDI POSITIONS IN THE CZECH REPUBLIC As Of 31 December 2009

3.4. Economic zones - countries

USD thousand

Code	Contents	Equity capital	Reinvested earnings	Other capital	Total
E9	Central American countries	355 406	-92 339	58 797	321 863
	<i>of which</i>				
BS	Bahamas	1 475	-716	0	760
BZ	Belize	21 968	-9 041	-4 883	8 044
BM	Bermuda	2 461	5 527	-98	7 889
VG	Virgin Islands, British	189 233	-53 974	33 428	168 688
KY	Cayman Islands	78 247	-9 650	220	68 817
MX	Mexico	548	90	25 212	25 850
PA	Panama	18 859	-4 867	4 258	18 249
VC	St Vincent and the Grenadines	42 134	-38 648	-218	3 268
F1	South American countries	39 387	8 872	-17 140	31 119
	<i>of which</i>				
AR	Argentina	1 894	0	0	1 894
BR	Brazil	26 602	10 651	-17 122	20 131
GY	Guyana	5 263	-1 811	0	3 451
CL	Chile	2 643	0	-17	2 626
VE	Venezuela	2 984	33	0	3 017
F2	ASIA	2 786 555	-603 533	777 468	2 960 490
F3	Near and Middle East countries	37 008	20 921	30 049	87 979
	<i>of which</i>				
AZ	Azerbaijan	1 097	0	0	1 097
GE	Georgia	482	0	0	482
F6	Other Asian countries	2 749 547	-624 455	747 419	2 872 511
	<i>of which</i>				
CN	China	33 970	-14 998	34 866	53 838
HK	Hong Kong	22 710	-7 362	18 826	34 173
IN	India	11 961	-22 148	78 281	68 094
JP	Japan	1 487 279	-142 417	307 683	1 652 545
KZ	Kazakhstan	10 961	-8 378	19 113	21 696
KR	Korea, Republic of (South Korea)	1 032 056	-303 953	90 756	818 858
KG	Kyrgyzstan	1 894	0	0	1 894
MY	Malaysia	17 194	-4 551	50 033	62 676
TH	Thailand	0	0	896	896
UZ	Uzbekistan	1 114	0	0	1 114
F7	OCEANIA AND POLAR REGIONS	40 143	-1 048	34	39 129
	<i>of which</i>				
AU	Australia	36 368	-1 058	3	35 312
MH	Marshall Islands	109	-78	0	31
NZ	New Zealand	2 457	88	0	2 544
I4	Euro-zone 15	51 275 482	41 743 945	9 537 229	102 556 656
J4	Extra-euro-zone 15	14 846 740	5 597 714	2 826 274	23 270 728
D3	EU-25	57 272 161	43 566 323	10 206 965	111 045 450
D5	Extra-EU-25	8 850 061	3 775 336	2 156 537	14 781 934
D2	EU-15	51 748 771	41 000 380	9 053 073	101 802 224
D4	Extra-EU-15	14 373 452	6 341 279	3 310 430	24 025 161
D8	New EU Members States 2004	5 523 391	2 565 943	1 153 892	9 243 226
V1	EU-27	57 286 091	43 563 177	10 142 865	110 992 133
V2	Extra EU-27	8 836 132	3 778 482	2 220 637	14 835 251
A8	OECD	61 825 685	46 807 306	10 950 111	119 583 101
A5	EFTA	2 837 481	2 576 237	1 147 626	6 561 344
B1	NAFTA	2 294 868	2 032 664	123 280	4 450 811
C4	Offshore financial centres	1 024 274	-420 767	111 613	715 119
A9	CEE	8 968	-1 949	-3 973	3 046

3. FDI POSITIONS IN THE CZECH REPUBLIC As Of 31 December 2009

3.5. Economic zones - countries and activities

USD thousand

Code	NACE Rev.1	Contents	Equity capital	Reinvested earnings	Other capital	Total
A1		TOTAL WORLD	66 122 223	47 341 659	12 363 502	125 827 384
E1		EUROPE	60 495 131	46 067 649	11 445 197	118 007 978
BE		Belgium	1 494 563	3 306 150	441 682	5 242 395
	1500	Manufacture of food products and beverages	36 234	-6 834	14 514	43 914
	2400	Manufacture of chemicals and chemical products	6 737	10 477	23 300	40 514
	2500	Manufacture of rubber and plastic products	35 627	68 045	-507	103 166
	2600	Manufacture of other non-metallic mineral products	27 369	12 712	115 241	155 322
	2900	Mechanical products	119 152	111 300	-116 236	114 216
	3100	Manufacture of electrical machinery and apparatus n.e.c.	15 462	13 733	-12 874	16 322
	3200	Radio, TV, communication equipments	19 365	-5 114	8 322	22 572
	3400	Motor vehicles	1 012	2 122	-12 065	-8 932
	3500	Other transport equipment	0	0	-8 357	-8 357
	4500	Construction	0	590	0	590
	5000	Trade and repair of motor vehicles	1 942	15 088	122 858	139 888
	5100	Wholesale trade	41 268	18 139	107 293	166 699
	5200	Retail trade	870	164	-4 704	-3 671
	6300	Supporting and auxiliary transport activities; activities of travel agencies	8 991	-269	17 867	26 589
	6500	Financial intermediation, except insurance and pension funding	798 133	2 859 754	8 890	3 666 778
	6600	Insurance companies, pension funds	73 594	129 745	-2 898	200 441
	6700	Activities auxiliary to financial intermediation	544	25 189	-43 476	-17 743
	7000	Real estate	39 243	6 748	8 855	54 846
	7200	Computer activities	199	699	1 174	2 071
	7400	Other business activities	113 509	-23 468	221 420	311 461
	9998	Private purchases and sales of real estate	23 668	0	0	23 668
BG		Bulgaria	10 297	-826	-741	8 730
	9998	Private purchases and sales of real estate	7 810	0	0	7 810
DK		Denmark	478 977	147 238	247 096	873 311
	2400	Manufacture of chemicals and chemical products	0	-66	0	-66
	2500	Manufacture of rubber and plastic products	34 996	12 545	37 879	85 419
	2600	Manufacture of other non-metallic mineral products	116 116	-26 601	12 107	101 622
	3700	Recycling	0	2 559	0	2 559
	4000	Electricity, gas, steam and hot water supply	109	919	0	1 028
	5100	Wholesale trade	34 481	5 921	7 341	47 743
	5200	Retail trade	6 622	12 364	3 484	22 470
	6300	Supporting and auxiliary transport activities; activities of travel agencies	38 303	-19 534	2 390	21 159
	6600	Insurance companies, pension funds	4 040	1 725	0	5 766
	7000	Real estate	102 907	6 620	15 721	125 249
	7300	Research and development	109	1 087	18	1 214
	7400	Other business activities	4 294	8 685	19 498	32 478
	9000	Sewage and refuse disposal, sanitation and similar activities	-25 717	114 598	0	88 881
	9998	Private purchases and sales of real estate	9 019	0	0	9 019
DE		Germany	10 099 359	7 319 076	-149 983	17 268 452
	0100	Agriculture, hunting and related service activities	4 039	2 305	5 081	11 424
	1400	Other mining and quarrying	24 804	24 567	4 873	54 243
	1500	Manufacture of food products and beverages	89 692	81 191	13 969	184 853
	1700	Manufacture of textiles	79 478	19 273	7 437	106 187
	1800	Manufacture of wearing apparel; dressing and dyeing of fur	384	22	-51	355
	1900	Tanning and dressing of leather; manufacture of luggage, handbags, saddlery, harness and footwear	1 407	2 000	3 599	7 006
	2000	Manufacture of wood and of products of wood and cork, except furniture;manuf. of articles of straw and plaiting materials	65 666	42 864	9 336	117 866
	2100	Manufacture of pulp, paper and paper products	40 882	30 822	9 187	80 891
	2200	Publishing, printing and reproduction of recorded media	259 225	-34 541	6 030	230 714
	2400	Manufacture of chemicals and chemical products	111 982	77 341	-21 413	167 909
	2500	Manufacture of rubber and plastic products	252 434	353 109	-162 933	442 610
	2600	Manufacture of other non-metallic mineral products	483 593	408 762	88 277	980 633
	2700	Manufacture of basic metals	54 550	37 067	41 159	132 776
	2800	Manufacture of fabricated metal products, except machinery and equipment	343 577	290 408	142 380	776 365
	2900	Mechanical products	451 882	343 866	242 572	1 038 320
	3100	Manufacture of electrical machinery and apparatus n.e.c.	326 373	358 135	404 638	1 089 146
	3300	Manufacture of medical, precision and optical instruments, watches and clocks	72 165	89 327	12 288	173 780
	3400	Motor vehicles	943 586	752 640	-119 764	1 576 462
	3500	Other transport equipment	146 260	-119 554	-4 895	21 812
	3600	Manufacture of furniture; manufacturing n.e.c.	40 671	88 870	78 190	207 731
	3700	Recycling	6 747	4 921	29 288	40 956
	4000	Electricity, gas, steam and hot water supply	1 175 630	1 179 395	-1 790 985	564 040
	4100	Collection, purification and distribution of water	21 332	2 674	0	24 006
	4500	Construction	146 609	394 666	-242 722	298 553
	5000	Trade and repair of motor vehicles	32 898	108 394	128 100	269 392
	5100	Wholesale trade	550 990	696 677	62 803	1 310 470
	5200	Retail trade	1 195 890	506 837	-7 650	1 695 077
	5500	Hotels and restaurants	492	-2 617	4 874	2 750
	6000	Land transport	13 176	29 283	16 821	59 280
	6300	Supporting and auxiliary transport activities; activities of travel agencies	46 964	176 889	51 702	275 555
	6400	Post and telecommunications	12 739	28 061	-533 400	-492 600

3. FDI POSITIONS IN THE CZECH REPUBLIC As Of 31 December 2009

3.5. Economic zones - countries and activities

USD thousand

Code	NACE Rev.1	Contents	Equity capital	Reinvested earnings	Other capital	Total
	6500	Financial intermediation, except insurance and pension funding	913 724	492 277	319 740	1 725 742
	6600	Insurance companies, pension funds	30 617	8 090	-693	38 014
	6700	Activities auxiliary to financial intermediation	2 125	105 469	0	107 595
	7000	Real estate	835 525	50 667	798 782	1 684 974
	7100	Renting of machinery and equipment without operator and of personal and household goods	28 747	27 585	23 721	80 053
	7200	Computer activities	140 796	238 735	-39 296	340 236
	7300	Research and development	3 113	8 476	-50	11 538
	7400	Other business activities	384 284	95 112	65 629	545 025
	8000	Education	3 493	1 076	0	4 569
	8500	Health and social work	13 843	17 312	1 472	32 627
9998	Private purchases and sales of real estate	583 836	0	0	583 836	
EE	Estonia		519	-1 507	-15	-1 003
IE	Ireland		138 476	48 605	125 900	312 981
	2800	Manufacture of fabricated metal products, except machinery and equipment	2 485	-844	28 414	30 056
	2900	Mechanical products	47 910	3 896	-170 048	-118 242
	5100	Wholesale trade	677	20 000	83 095	103 771
	5200	Retail trade	3 492	-1 497	7 004	8 999
	5500	Hotels and restaurants	39 993	5	39 343	79 341
	6300	Supporting and auxiliary transport activities; activities of travel agencies	0	0	-116	-116
	7000	Real estate	11 333	5 891	-4 135	13 090
	7200	Computer activities	1 469	3 458	746	5 673
	7400	Other business activities	2 951	7 296	1 159	11 406
	9998	Private purchases and sales of real estate	23 122	0	0	23 122
GR	Greece		15 812	-7 680	457	8 590
ES	Spain		2 970 589	1 278 251	399 006	4 647 846
	0100	Agriculture, hunting and related service activities	0	150	0	150
	1500	Manufacture of food products and beverages	6 447	1 942	-3 327	5 062
	1700	Manufacture of textiles	0	0	-30	-30
	2400	Manufacture of chemicals and chemical products	15 783	2 809	3 566	22 158
	2500	Manufacture of rubber and plastic products	118 939	-27 617	61 961	153 284
	2600	Manufacture of other non-metallic mineral products	1 879	-681	-5 415	-4 218
	2900	Mechanical products	16 248	-8 182	-276	7 790
	3100	Manufacture of electrical machinery and apparatus n.e.c.	31 939	17 710	50 145	99 794
	3400	Motor vehicles	113 291	113 100	58 508	284 899
	4100	Collection, purification and distribution of water	185 797	45 127	0	230 924
	5000	Trade and repair of motor vehicles	290	-224	-2 245	-2 179
	5100	Wholesale trade	23 206	223 349	3 213	249 768
	5200	Retail trade	58 464	-6 199	2 416	54 681
	6400	Post and telecommunications	2 139 442	799 933	24 080	2 963 454
	6500	Financial intermediation, except insurance and pension funding	0	38 544	172 903	211 447
	6700	Activities auxiliary to financial intermediation	0	0	-58	-58
	7400	Other business activities	38 007	6 523	23 070	67 600
	9998	Private purchases and sales of real estate	12 818	0	0	12 818
FR	France		3 570 051	3 436 934	982 754	7 989 739
	1400	Other mining and quarrying	20 713	35 341	576	56 631
	1500	Manufacture of food products and beverages	198 424	271 168	-86 832	382 760
	2200	Publishing, printing and reproduction of recorded media	393	3 677	-19 055	-14 985
	2400	Manufacture of chemicals and chemical products	25 088	73 198	3 020	101 306
	2500	Manufacture of rubber and plastic products	138 281	398 103	64 757	601 141
	2600	Manufacture of other non-metallic mineral products	17 111	39 546	-53 318	3 340
	2700	Manufacture of basic metals	30 780	-13 106	50 387	68 061
	2800	Manufacture of fabricated metal products, except machinery and equipment	135 508	63 923	37 771	237 202
	2900	Mechanical products	275 854	-192 860	279 448	362 443
	3100	Manufacture of electrical machinery and apparatus n.e.c.	45 775	41 478	-12 519	74 734
	3300	Manufacture of medical, precision and optical instruments, watches and clocks	3 967	-918	-29	3 020
	4000	Electricity, gas, steam and hot water supply	259 743	255 244	218 697	733 685
	4100	Collection, purification and distribution of water	116 378	161 465	-48 461	229 382
	5000	Trade and repair of motor vehicles	27 543	40 025	-289 609	-222 041
	5100	Wholesale trade	259 056	72 659	66 075	397 790
	5200	Retail trade	20 971	24 225	24 746	69 942
	5500	Hotels and restaurants	19 430	32 554	-21	51 964
	6000	Land transport	1 720	-687	350	1 384
	6300	Supporting and auxiliary transport activities; activities of travel agencies	12 507	16 704	15 259	44 470
	6500	Financial intermediation, except insurance and pension funding	945 052	1 450 166	405 483	2 800 701
	6600	Insurance companies, pension funds	104 135	40 281	363	144 780
	6700	Activities auxiliary to financial intermediation	2 193	12 491	0	14 684
	7000	Real estate	27 487	57 960	152 839	238 286
	7100	Renting of machinery and equipment without operator and of personal and household goods	35 106	1 679	79 839	116 623
	7200	Computer activities	14 313	2 157	-3 601	12 868
	7400	Other business activities	64 370	22 593	8 813	95 776
	9998	Private purchases and sales of real estate	82 237	0	0	82 237
IT	Italy		901 479	220 522	122 512	1 244 513
	1500	Manufacture of food products and beverages	7 494	-2 090	-1 298	4 107

3. FDI POSITIONS IN THE CZECH REPUBLIC As Of 31 December 2009

3.5. Economic zones - countries and activities

USD thousand

Code	NACE Rev.1	Contents	Equity capital	Reinvested earnings	Other capital	Total
	1700	Manufacture of textiles	39 316	-10 603	-1 315	27 398
	1800	Manufacture of wearing apparel; dressing and dyeing of fur	7 394	-3 136	3 990	8 248
	2400	Manufacture of chemicals and chemical products	12 445	4 928	-277	17 095
	2500	Manufacture of rubber and plastic products	33 516	2 156	9 222	44 895
	2600	Manufacture of other non-metallic mineral products	57 796	32 198	-2 152	87 843
	2700	Manufacture of basic metals	16 263	-20 861	8 669	4 071
	2800	Manufacture of fabricated metal products, except machinery and equipment	10 760	11 538	4 740	27 038
	2900	Mechanical products	79 936	35 966	50 761	166 663
	3100	Manufacture of electrical machinery and apparatus n.e.c.	106 188	-19 014	-17 101	70 072
	3300	Manufacture of medical, precision and optical instruments, watches and clocks	18 835	19 863	697	39 395
	3400	Motor vehicles	21 693	68 585	-25 614	64 665
	3500	Other transport equipment	3 893	3 859	0	7 752
	5000	Trade and repair of motor vehicles	5 718	-2 644	7 881	10 956
	5100	Wholesale trade	88 808	10 595	-6 072	93 331
	5200	Retail trade	11 538	-1 819	9 774	19 493
	5500	Hotels and restaurants	15 182	-15 400	4 006	3 789
	6000	Land transport	783	202	646	1 631
	6500	Financial intermediation, except insurance and pension funding	203 299	101 565	0	304 864
	7000	Real estate	44 200	-9 250	67 261	102 210
	7400	Other business activities	13 544	-283	856	14 117
	9998	Private purchases and sales of real estate	61 593	0	0	61 593
CY		Cyprus	2 453 860	1 154 894	532 690	4 141 445
	0100	Agriculture, hunting and related service activities	0	754	0	754
	0200	Forestry, logging and related service activities	16 475	3 507	0	19 981
	1000	Mining of coal and lignite; extraction of peat	34 981	608 658	0	643 639
	1500	Manufacture of food products and beverages	11 182	6 379	-313	17 248
	1700	Manufacture of textiles	23 486	-5 139	531	18 878
	2000	Manufacture of wood and of products of wood and cork, except furniture;manuf.of articles of straw and plaiting materials	70 122	127 094	0	197 216
	2200	Publishing, printing and reproduction of recorded media	26 307	36 769	-85	62 992
	2400	Manufacture of chemicals and chemical products	14 491	-1 251	0	13 240
	2500	Manufacture of rubber and plastic products	8 451	5 323	5 255	19 030
	2600	Manufacture of other non-metallic mineral products	53 577	-34 455	0	19 122
	2700	Manufacture of basic metals	4 464	-2 456	0	2 009
	2800	Manufacture of fabricated metal products, except machinery and equipment	7 239	-196	0	7 043
	2900	Mechanical products	111 651	20 625	7 228	139 504
	3100	Manufacture of electrical machinery and apparatus n.e.c.	6 118	17 045	-165	22 999
	3300	Manufacture of medical, precision and optical instruments, watches and clocks	17 419	631	0	18 050
	3400	Motor vehicles	0	0	71 852	71 852
	3500	Other transport equipment	0	0	-72 627	-72 627
	3700	Recycling	0	39	0	39
	4000	Electricity, gas, steam and hot water supply	92 826	285 462	-108 748	269 539
	4500	Construction	6 502	6 063	0	12 565
	5000	Trade and repair of motor vehicles	272	4 332	0	4 604
	5100	Wholesale trade	65 998	5 897	13 435	85 331
	5200	Retail trade	166 644	-945	2 613	168 311
	5500	Hotels and restaurants	9 023	6 226	0	15 249
	6000	Land transport	3 255	-586	1 089	3 758
	6200	Air transport	1 007	496	0	1 503
	6300	Supporting and auxiliary transport activities; activities of travel agencies	33 052	-6 013	57	27 096
	6400	Post and telecommunications	103 663	-108 816	71 507	66 355
	6500	Financial intermediation, except insurance and pension funding	142 514	175 291	10 769	328 574
	6700	Activities auxiliary to financial intermediation	3 463	9 113	-586	11 990
	7000	Real estate	1 227 466	-201 706	438 663	1 464 423
	7100	Renting of machinery and equipment without operator and of personal and household goods	0	-2 176	0	-2 176
	7200	Computer activities	154	15 025	0	15 180
	7300	Research and development	0	467	0	467
	7400	Other business activities	137 948	102 076	86 283	326 306
	8500	Health and social work	14 364	4 570	1 581	20 514
	9000	Sewage and refuse disposal, sanitation and similar activities	0	521	0	521
	9200	Recreational, cultural and sporting activities	8 411	3 990	0	12 401
	9300	Other service activities	1 561	304	0	1 865
	9998	Private purchases and sales of real estate	1 926	0	0	1 926
LV		Latvia	1 327	-36	-1 202	88
	3600	Manufacture of furniture; manufacturing n.e.c.	0	0	-1	-1
LT		Lithuania	10 797	-9 932	438	1 303
LU		Luxembourg	4 925 549	771 321	2 808 520	8 505 389
	0200	Forestry, logging and related service activities	30 075	319	0	30 394
	1500	Manufacture of food products and beverages	122 487	119 378	134 467	376 331
	2000	Manufacture of wood and of products of wood and cork, except furniture;manuf.of articles of straw and plaiting materials	10 209	24 463	0	34 672
	2100	Manufacture of pulp, paper and paper products	8 772	11 016	-43 520	-23 732
	2200	Publishing, printing and reproduction of recorded media	36 156	-14 535	-3 085	18 537
	2600	Manufacture of other non-metallic mineral products	0	0	-1 955	-1 955

3. FDI POSITIONS IN THE CZECH REPUBLIC As Of 31 December 2009

3.5. Economic zones - countries and activities

USD thousand

Code	NACE Rev.1	Contents	Equity capital	Reinvested earnings	Other capital	Total
	2700	Manufacture of basic metals	142 313	119 761	8 891	270 965
	2800	Manufacture of fabricated metal products, except machinery and equipment	2 602	18 047	-4 792	15 857
	2900	Mechanical products	41 522	334 166	-6 243	369 445
	3100	Manufacture of electrical machinery and apparatus n.e.c.	44 863	201 564	24 577	271 004
	3200	Radio, TV, communication equipments	3 412	16 004	0	19 416
	3400	Motor vehicles	23 201	19 182	-432 394	-390 011
	3500	Other transport equipment	12 446	1 849	0	14 295
	4000	Electricity, gas, steam and hot water supply	4 110	-3 272	289 360	290 198
	5100	Wholesale trade	647 202	80 821	134 208	862 230
	5500	Hotels and restaurants	100 304	-19 802	1 874	82 377
	6000	Land transport	501	-713	0	-212
	6300	Supporting and auxiliary transport activities; activities of travel agencies	49 313	26 476	5 383	81 173
	6400	Post and telecommunications	125 337	425 688	-22	551 003
	6500	Financial intermediation, except insurance and pension funding	696 733	145 405	671 129	1 513 266
	7000	Real estate	1 406 547	-546 329	1 303 237	2 163 455
	7100	Renting of machinery and equipment without operator and of personal and household goods	6 886	-1 638	101 832	107 080
	7200	Computer activities	8 341	16 868	5 551	30 760
	7400	Other business activities	133 379	-43 959	109 040	198 460
	8500	Health and social work	1 298	8 501	0	9 799
	9000	Sewage and refuse disposal, sanitation and similar activities	0	0	38 926	38 926
	9200	Recreational, cultural and sporting activities	2 150	143	-1 083	1 209
	9998	Private purchases and sales of real estate	1 645	0	0	1 645
HU		Hungary	227 686	71 175	163 802	462 663
	1500	Manufacture of food products and beverages	1 616	3 480	1 591	6 687
	2200	Publishing, printing and reproduction of recorded media	13 383	-7 587	-239	5 557
	2400	Manufacture of chemicals and chemical products	51 426	26 909	83 009	161 344
	2500	Manufacture of rubber and plastic products	1 382	257	-1 075	564
	2600	Manufacture of other non-metallic mineral products	0	0	-4 520	-4 520
	3300	Manufacture of medical, precision and optical instruments, watches and clocks	0	91	0	91
	3400	Motor vehicles	0	0	-3 232	-3 232
	3500	Other transport equipment	0	0	-73	-73
	4000	Electricity, gas, steam and hot water supply	0	0	1 271	1 271
	5000	Trade and repair of motor vehicles	1 061	707	361	2 129
	5100	Wholesale trade	57 061	-13 344	-62 997	-19 280
	5200	Retail trade	9 792	-4 794	2 698	7 696
	6000	Land transport	102	115	-1 782	-1 564
	6300	Supporting and auxiliary transport activities; activities of travel agencies	0	0	-2 193	-2 193
	7200	Computer activities	2 642	869	0	3 511
	7400	Other business activities	4 735	-3 155	-6 265	-4 685
	8500	Health and social work	25 200	32 704	0	57 904
	9998	Private purchases and sales of real estate	2 068	0	0	2 068
MT		Malta	75 892	27 388	272 902	376 182
	3400	Motor vehicles	0	0	281 262	281 262
	4500	Construction	0	225	0	225
	6300	Supporting and auxiliary transport activities; activities of travel agencies	3 392	0	0	3 392
	7000	Real estate	10 644	-2 193	2 072	10 524
	7400	Other business activities	23 508	19 335	-41 850	993
	9200	Recreational, cultural and sporting activities	2 776	-5 599	18 147	15 324
	9998	Private purchases and sales of real estate	1 951	0	0	1 951
NL		Netherlands	17 761 726	16 951 394	2 543 131	37 256 251
	0100	Agriculture, hunting and related service activities	30 434	-3 193	5 881	33 122
	1000	Mining of coal and lignite; extraction of peat	835 741	1 364 896	0	2 200 637
	1400	Other mining and quarrying	87 721	27 349	-19 328	95 742
	1500	Manufacture of food products and beverages	443 847	841 430	54 317	1 339 594
	1600	Manufacture of tobacco products	215 521	158 858	0	374 379
	1700	Manufacture of textiles	74 302	-8 920	12 159	77 541
	1800	Manufacture of wearing apparel; dressing and dyeing of fur	9 598	-1 231	8 357	16 724
	2100	Manufacture of pulp, paper and paper products	230 889	85 261	53 195	369 346
	2300	Manufacture of coke, refined petroleum products and nuclear fuel	355 300	144 547	96 474	596 321
	2400	Manufacture of chemicals and chemical products	533 050	520 680	-37 432	1 016 298
	2500	Manufacture of rubber and plastic products	124 186	284 492	27 938	436 616
	2600	Manufacture of other non-metallic mineral products	353 354	555 888	2 860	912 102
	2700	Manufacture of basic metals	35 801	182 851	-1 337 832	-1 119 181
	2800	Manufacture of fabricated metal products, except machinery and equipment	247 622	82 266	770	330 658
	2900	Mechanical products	149 514	270 038	-63 040	356 513
	3000	Office machinery and computers	217 409	78 318	-31 330	264 397
	3100	Manufacture of electrical machinery and apparatus n.e.c.	129 464	193 730	19 626	342 820
	3200	Radio, TV, communication equipments	7 124	-29 399	0	-22 275
	3300	Manufacture of medical, precision and optical instruments, watches and clocks	40 501	89 153	11 942	141 596
	3400	Motor vehicles	1 437 920	5 244 549	-634 208	6 048 261
	3500	Other transport equipment	38 256	148 513	27 069	213 837
	3600	Manufacture of furniture; manufacturing n.e.c.	6 499	9 292	-250 983	-235 193
	3700	Recycling	0	39	0	39

3. FDI POSITIONS IN THE CZECH REPUBLIC As Of 31 December 2009

3.5. Economic zones - countries and activities

USD thousand

Code	NACE Rev.1	Contents	Equity capital	Reinvested earnings	Other capital	Total
	4000	Electricity, gas, steam and hot water supply	4 825 807	2 191 940	34 807	7 052 554
	4100	Collection, purification and distribution of water	22 866	-2 888	0	19 978
	4500	Construction	31 880	52 236	501	84 616
	5000	Trade and repair of motor vehicles	274 262	74 373	33 404	382 039
	5100	Wholesale trade	748 733	317 261	503 995	1 569 989
	5200	Retail trade	242 349	125 415	-109 570	258 194
	5500	Hotels and restaurants	112 532	-67 082	133 876	179 327
	6000	Land transport	142 853	276 173	-21 176	397 850
	6300	Supporting and auxiliary transport activities; activities of travel agencies	95 320	115 345	16 855	227 520
	6400	Post and telecommunications	1 521 607	372 483	918 746	2 812 836
	6500	Financial intermediation, except insurance and pension funding	417 015	261 884	549 021	1 227 920
	6600	Insurance companies, pension funds	457 320	893 844	0	1 351 164
	6700	Activities auxiliary to financial intermediation	16 096	130 277	-2 201	144 172
	7000	Real estate	1 896 712	-613 961	880 044	2 162 795
	7100	Renting of machinery and equipment without operator and of personal and household goods	20 806	53 781	50 013	124 601
	7200	Computer activities	246 245	182 836	45 495	474 577
	7300	Research and development	12	5 548	1 085	6 645
	7400	Other business activities	714 917	2 187 461	1 002 157	3 904 535
	7500	Public administration and defence; compulsory social security	0	5 644	0	5 644
	8000	Education	53	-36	43	61
	8500	Health and social work	12 989	-2 628	9 990	20 350
	9000	Sewage and refuse disposal, sanitation and similar activities	38 534	-12 881	11 814	37 467
	9200	Recreational, cultural and sporting activities	167 421	153 599	538 801	859 822
	9998	Private purchases and sales of real estate	73 079	0	0	73 079
AT		Austria	6 736 102	7 199 690	1 277 271	15 213 063
	0100	Agriculture, hunting and related service activities	11 452	-7 090	16 487	20 849
	1400	Other mining and quarrying	74 528	143 166	-12 222	205 472
	1500	Manufacture of food products and beverages	114 814	100 304	-1 361	213 757
	1700	Manufacture of textiles	25 442	-904	6 673	31 211
	1800	Manufacture of wearing apparel; dressing and dyeing of fur	988	-137	416	1 266
	2000	Manufacture of wood and of products of wood and cork, except furniture;manuf.of articles of straw and plaiting materials	76 784	132 666	-6 610	202 840
	2100	Manufacture of pulp, paper and paper products	106 289	174 838	82 809	363 936
	2200	Publishing, printing and reproduction of recorded media	19 010	2 434	79	21 522
	2400	Manufacture of chemicals and chemical products	178 130	183 618	11 162	372 910
	2500	Manufacture of rubber and plastic products	84 686	64 429	18 412	167 527
	2600	Manufacture of other non-metallic mineral products	416 081	281 362	26 645	724 089
	2700	Manufacture of basic metals	5 936	2 877	3 859	12 673
	2800	Manufacture of fabricated metal products, except machinery and equipment	76 575	60 526	42 291	179 391
	2900	Mechanical products	50 473	81 568	10 861	142 901
	3100	Manufacture of electrical machinery and apparatus n.e.c.	51 556	79 745	-134	131 166
	3200	Radio,TV,communication equipments	5 882	5 838	-13 006	-1 286
	3300	Manufacture of medical, precision and optical instruments, watches and clocks	15 842	9 999	10 064	35 905
	3400	Motor vehicles	94 730	466	3 437	98 633
	3500	Other transport equipment	3 598	9 547	398	13 544
	3700	Recycling	9 615	12 505	-1 688	20 433
	4000	Electricity, gas, steam and hot water supply	22 532	33 081	9 555	65 168
	4500	Construction	199 020	236 401	-11 757	423 664
	5000	Trade and repair of motor vehicles	24 178	40 357	512	65 047
	5100	Wholesale trade	479 394	349 490	67 085	895 969
	5200	Retail trade	514 427	-31 921	25 014	507 521
	5500	Hotels and restaurants	112 445	-32 423	34 108	114 130
	6300	Supporting and auxiliary transport activities; activities of travel agencies	11 738	32 597	30 454	74 789
	6400	Post and telecommunications	10 745	-201	-272	10 271
	6500	Financial intermediation, except insurance and pension funding	2 312 343	4 278 146	87 227	6 677 716
	6600	Insurance companies, pension funds	487 725	738 982	202	1 226 909
	6700	Activities auxiliary to financial intermediation	19 810	19 847	28 029	67 685
	7000	Real estate	673 910	-35 875	574 636	1 212 670
	7100	Renting of machinery and equipment without operator and of personal and household goods	3 987	32 746	3 684	40 417
	7200	Computer activities	14 119	90 231	177	104 527
	7300	Research and development	0	-19	0	-19
	7400	Other business activities	109 060	24 868	147 218	281 146
	8500	Health and social work	1 528	32 650	-4 572	29 606
	9200	Recreational, cultural and sporting activities	490	633	0	1 123
	9998	Private purchases and sales of real estate	193 084	0	0	193 084
PL		Poland	866 654	498 636	138 905	1 504 195
	1500	Manufacture of food products and beverages	7 013	31 957	7 827	46 797
	1900	Tanning and dressing of leather; manufacture of luggage, handbags, saddlery, harness and footwear	2 844	2 093	0	4 937
	2200	Publishing, printing and reproduction of recorded media	327	-138	193	381
	2300	Manufacture of coke, refined petroleum products and nuclear fuel	0	8 183	0	8 183
	2400	Manufacture of chemicals and chemical products	48 491	193 052	54 467	296 010
	2500	Manufacture of rubber and plastic products	5 616	3 555	-571	8 600

3. FDI POSITIONS IN THE CZECH REPUBLIC As Of 31 December 2009

3.5. Economic zones - countries and activities

USD thousand

Code	NACE Rev.1	Contents	Equity capital	Reinvested earnings	Other capital	Total
	2600	Manufacture of other non-metallic mineral products	0	0	-746	-746
	2700	Manufacture of basic metals	0	0	-2 211	-2 211
	2800	Manufacture of fabricated metal products, except machinery and equipment	4 175	3 523	2 071	9 768
	2900	Mechanical products	-417	3 073	-197	2 459
	3100	Manufacture of electrical machinery and apparatus n.e.c.	0	0	-11 514	-11 514
	3400	Motor vehicles	0	0	45 592	45 592
	4500	Construction	5 763	7 509	1 750	15 023
	5000	Trade and repair of motor vehicles	518	20 066	-5 924	14 660
	5100	Wholesale trade	24 708	12 334	4 399	41 441
	5200	Retail trade	21 351	-19 094	68	2 326
	5500	Hotels and restaurants	16 050	2 040	10 905	28 996
	6000	Land transport	0	990	425	1 416
	6300	Supporting and auxiliary transport activities; activities of travel agencies	112	775	0	888
	6500	Financial intermediation, except insurance and pension funding	3 049	5 013	0	8 062
	7400	Other business activities	698 079	232 896	35 337	966 312
	9998	Private purchases and sales of real estate	24 364	0	0	24 364
PT		Portugal	22 261	-1 692	17 739	38 309
	3300	Manufacture of medical, precision and optical instruments, watches and clocks	520	331	1 269	2 119
	6500	Financial intermediation, except insurance and pension funding	145	1 034	272	1 452
	7000	Real estate	512	2 180	-2 383	308
RO		Romania	3 632	-2 320	-63 359	-62 047
	1700	Manufacture of textiles	0	0	-2 243	-2 243
	7400	Other business activities	97	-80	-874	-857
	9998	Private purchases and sales of real estate	1 737	0	0	1 737
SI		Slovenia	67 924	4 766	104 853	177 543
	2400	Manufacture of chemicals and chemical products	0	0	-7	-7
	5100	Wholesale trade	9 890	3 537	-3	13 424
	6500	Financial intermediation, except insurance and pension funding	2 987	580	106 762	110 329
	6600	Insurance companies, pension funds	20 819	-7 056	0	13 763
	9998	Private purchases and sales of real estate	2 570	0	0	2 570
SK		Slovakia	1 818 732	820 558	-58 482	2 580 809
	1500	Manufacture of food products and beverages	8 798	-13	-1 016	7 769
	2200	Publishing, printing and reproduction of recorded media	1 046	1 641	-179	2 508
	2400	Manufacture of chemicals and chemical products	1 797	4 793	-137 786	-131 197
	2500	Manufacture of rubber and plastic products	20 477	1 082	7 061	28 619
	2600	Manufacture of other non-metallic mineral products	12 141	7 019	3 861	23 022
	2700	Manufacture of basic metals	11 684	15 174	967	27 826
	2800	Manufacture of fabricated metal products, except machinery and equipment	1 316	3 493	-5 771	-961
	2900	Mechanical products	87 227	106 284	6 521	200 032
	3100	Manufacture of electrical machinery and apparatus n.e.c.	9 617	15 754	-6 676	18 695
	3400	Motor vehicles	0	0	-709	-709
	3500	Other transport equipment	0	0	-122	-122
	4000	Electricity, gas, steam and hot water supply	18 554	21 355	-2 711	37 197
	4500	Construction	14 410	73 083	-2 558	84 935
	5000	Trade and repair of motor vehicles	13 049	-7 757	1 622	6 915
	5100	Wholesale trade	101 280	153 340	42 188	296 808
	5200	Retail trade	8 435	-578	-12 007	-4 150
	5500	Hotels and restaurants	7 724	-561	966	8 129
	6000	Land transport	18 875	10 989	-674	29 189
	6300	Supporting and auxiliary transport activities; activities of travel agencies	50 511	88 805	-5 784	133 532
	6500	Financial intermediation, except insurance and pension funding	303 681	249 035	-411	552 306
	7000	Real estate	132 702	-11 324	50 935	172 313
	7100	Renting of machinery and equipment without operator and of personal and household goods	723	66	-144	645
	7200	Computer activities	20 416	13 431	-892	32 955
	7300	Research and development	9 136	7 421	0	16 557
	7400	Other business activities	133 345	33 770	1 302	168 418
	8500	Health and social work	17 400	30 209	0	47 609
	9000	Sewage and refuse disposal, sanitation and similar activities	54	731	96	881
	9998	Private purchases and sales of real estate	788 427	0	0	788 427
FI		Finland	41 841	34 323	57 794	133 958
	1500	Manufacture of food products and beverages	0	0	61	61
	2600	Manufacture of other non-metallic mineral products	5 428	2 124	3 298	10 850
	2900	Mechanical products	3 071	5 179	-21 426	-13 176
	5100	Wholesale trade	2 595	6 233	8 887	17 716
	6300	Supporting and auxiliary transport activities; activities of travel agencies	81	2 762	0	2 843
	9998	Private purchases and sales of real estate	1 626	0	0	1 626
SE		Sweden	608 403	583 719	207 949	1 400 071
	1000	Mining of coal and lignite; extraction of peat	0	137	0	137
	1400	Other mining and quarrying	0	1 110	0	1 110
	1500	Manufacture of food products and beverages	6 865	-33	3 599	10 431
	2400	Manufacture of chemicals and chemical products	20 166	20 003	13 959	54 127
	2500	Manufacture of rubber and plastic products	66 488	-52 573	-32 952	-19 037
	2600	Manufacture of other non-metallic mineral products	290	16 102	3 106	19 498
	2900	Mechanical products	1 348	20 087	-6 448	14 987

3. FDI POSITIONS IN THE CZECH REPUBLIC As Of 31 December 2009

3.5. Economic zones - countries and activities

USD thousand

Code	NACE Rev.1	Contents	Equity capital	Reinvested earnings	Other capital	Total
	3100	Manufacture of electrical machinery and apparatus n.e.c.	2 433	-71	-597	1 765
	3400	Motor vehicles	310	10 616	3 327	14 253
	4500	Construction	65 926	409 815	-989	474 752
	5100	Wholesale trade	67 782	2 090	17 888	87 760
	5500	Hotels and restaurants	109	180	0	289
	6200	Air transport	1 385	3 360	0	4 745
	6400	Post and telecommunications	20 804	22 324	0	43 128
	6500	Financial intermediation, except insurance and pension funding	26 758	-5 189	120 485	142 055
	6600	Insurance companies, pension funds	0	0	0	0
	7000	Real estate	69 889	-12 372	34 269	91 786
	7200	Computer activities	1 788	-581	410	1 617
	7400	Other business activities	29 907	16 112	-1 353	44 666
	9200	Recreational, cultural and sporting activities	0	22 217	14	22 231
	9998	Private purchases and sales of real estate	32 774	0	0	32 774
GB		United Kingdom	1 983 585	-287 473	-28 756	1 667 356
	0100	Agriculture, hunting and related service activities	5 563	827	2 152	8 542
	1400	Other mining and quarrying	0	0	-51 869	-51 869
	1500	Manufacture of food products and beverages	116 105	-20 805	28 177	123 476
	2200	Publishing, printing and reproduction of recorded media	338	134	0	473
	2400	Manufacture of chemicals and chemical products	661	-9 246	23 135	14 551
	2500	Manufacture of rubber and plastic products	48 261	76 001	-0	124 262
	2600	Manufacture of other non-metallic mineral products	102 542	204 461	-5 838	301 166
	2700	Manufacture of basic metals	64 748	-27 733	22 436	59 451
	2800	Manufacture of fabricated metal products, except machinery and equipment	55 014	44 139	19 036	118 188
	2900	Mechanical products	63 671	25 043	31 448	120 162
	3100	Manufacture of electrical machinery and apparatus n.e.c.	47 068	2 429	4 328	53 825
	3200	Radio, TV, communication equipments	301 627	-771 774	692 527	222 380
	3400	Motor vehicles	5	2 985	471	3 462
	4500	Construction	15 456	19 461	384	35 301
	5000	Trade and repair of motor vehicles	15 097	2 747	-35 001	-17 156
	5100	Wholesale trade	278 628	-1 386	-138 837	138 406
	5200	Retail trade	117 067	-36 251	200 217	281 033
	5500	Hotels and restaurants	86 357	-2 222	-172 431	-88 296
	6200	Air transport	2 014	991	0	3 006
	6400	Post and telecommunications	13 576	-29 854	-982 205	-998 483
	6500	Financial intermediation, except insurance and pension funding	34 696	189 344	132 912	356 952
	6600	Insurance companies, pension funds	21 661	-1 039	-614	20 009
	6700	Activities auxiliary to financial intermediation	5 155	6 777	-3 687	8 244
	7000	Real estate	140 619	-1 419	123 509	262 708
	7200	Computer activities	6 033	3 122	789	9 943
	7400	Other business activities	187 690	47 233	1 001	235 925
	8500	Health and social work	0	8	0	8
	9200	Recreational, cultural and sporting activities	1 632	-290	64	1 405
	9998	Private purchases and sales of real estate	195 978	0	0	195 978
IS		Iceland	5 131	7 463	-9	12 585
	6200	Air transport	3 177	7 706	0	10 883
LI		Liechtenstein	531 393	-257 633	13 865	287 626
	3600	Manufacture of furniture; manufacturing n.e.c.	0	139	0	139
	5000	Trade and repair of motor vehicles	0	-86 901	0	-86 901
	5100	Wholesale trade	3 510	-51 619	3 783	-44 326
	6300	Supporting and auxiliary transport activities; activities of travel agencies	0	-504	0	-504
	6500	Financial intermediation, except insurance and pension funding	253 884	-23 826	0	230 058
	8500	Health and social work	881	494	0	1 376
NO		Norway	92 284	28 715	25 706	146 704
	1500	Manufacture of food products and beverages	41 332	36 243	4 866	82 441
	1700	Manufacture of textiles	0	0	-70	-70
	2700	Manufacture of basic metals	6 908	-1 109	0	5 799
	3600	Manufacture of furniture; manufacturing n.e.c.	0	0	-94	-94
	7400	Other business activities	0	62	0	62
	9200	Recreational, cultural and sporting activities	0	36	0	36
	9998	Private purchases and sales of real estate	7 251	0	0	7 251
CH		Switzerland	2 208 674	2 797 691	1 108 064	6 114 429
	0200	Forestry, logging and related service activities	19 157	291	0	19 448
	1500	Manufacture of food products and beverages	119 246	51 277	-12 763	157 760
	1700	Manufacture of textiles	7 911	-3 305	115	4 721
	1800	Manufacture of wearing apparel; dressing and dyeing of fur	23 173	-17 192	864	6 846
	2200	Publishing, printing and reproduction of recorded media	47 236	35 637	-2 369	80 503
	2400	Manufacture of chemicals and chemical products	168 874	-45 131	26 276	150 019
	2500	Manufacture of rubber and plastic products	14 192	-2 128	20 004	32 068
	2600	Manufacture of other non-metallic mineral products	34 889	49 269	-44 756	39 402
	2700	Manufacture of basic metals	642 928	1 943 048	21 720	2 607 695
	2800	Manufacture of fabricated metal products, except machinery and equipment	46 965	-6 001	40 674	81 638
	2900	Mechanical products	210 720	-22 473	144 473	332 720
	3100	Manufacture of electrical machinery and apparatus n.e.c.	21 780	464	16 281	38 525
	3300	Manufacture of medical, precision and optical instruments, watches and clocks	495	817	3 775	5 086

3. FDI POSITIONS IN THE CZECH REPUBLIC As Of 31 December 2009

3.5. Economic zones - countries and activities

USD thousand

Code	NACE Rev.1	Contents	Equity capital	Reinvested earnings	Other capital	Total
	3400	Motor vehicles	64 951	90 994	111 734	267 678
	3500	Other transport equipment	0	0	30 421	30 421
	4000	Electricity, gas, steam and hot water supply	157 418	222 947	121 209	501 574
	4500	Construction	2 877	8 323	857	12 058
	5000	Trade and repair of motor vehicles	13 764	41 628	199	55 591
	5100	Wholesale trade	121 378	118 240	56 264	295 882
	5200	Retail trade	20 866	-5 097	316 093	331 862
	5500	Hotels and restaurants	11 628	-5 774	1 305	7 159
	6000	Land transport	1 491	2 747	0	4 238
	6200	Air transport	1 007	496	0	1 503
	6300	Supporting and auxiliary transport activities; activities of travel agencies	31 359	-9 902	2 118	23 576
	6500	Financial intermediation, except insurance and pension funding	0	0	81 703	81 703
	6600	Insurance companies, pension funds	42 038	22 252	-104	64 187
	6700	Activities auxiliary to financial intermediation	3 372	1 591	21 148	26 111
	7000	Real estate	118 877	-20 092	148 424	247 210
	7100	Renting of machinery and equipment without operator and of personal and household goods	3 280	-439	4 000	6 841
	7200	Computer activities	3 931	-21	1 875	5 785
	7300	Research and development	0	-56	0	-56
	7400	Other business activities	25 055	39 261	10 426	74 742
	9200	Recreational, cultural and sporting activities	550	14 162	475	15 188
	9998	Private purchases and sales of real estate	178 622	0	0	178 622
E2		OTHER EUROPEAN COUNTRIES	371 559	-71 764	154 706	454 501
BY		Belarus	3 552	-42	-7	3 503
	9998	Private purchases and sales of real estate	3 422	0	0	3 422
GG		Guernsey	29 908	-32 236	6 304	3 975
	2500	Manufacture of rubber and plastic products	2 265	-1 572	0	693
	2900	Mechanical products	459	1 421	0	1 880
	5100	Wholesale trade	12 647	-25 517	0	-12 870
	5200	Retail trade	516	0	0	516
	7000	Real estate	8 972	-6 322	6 304	8 954
	7400	Other business activities	5 049	-247	0	4 802
GI		Gibraltar	18 515	-8 161	7 675	18 029
	5100	Wholesale trade	523	318	0	842
	5500	Hotels and restaurants	0	-6	0	-6
	7000	Real estate	13 009	-5 105	5 000	12 903
IM		Isle of Man	29 788	-6 107	-234	23 447
	1500	Manufacture of food products and beverages	0	-1 120	-505	-1 625
	7000	Real estate	29 788	-5 511	271	24 548
JE		Jersey	18 342	5 614		23 956
	6500	Financial intermediation, except insurance and pension funding	20 412	-11 208	0	9 204
	7000	Real estate	-2 457	18 111	0	15 654
HR		Croatia	5 076	-1 949	-587	2 540
MK		Macedonia, the Former Yugoslav Republic of	590			590
RU		Russian Federation	248 401	-29 107	129 504	348 798
	2600	Manufacture of other non-metallic mineral products	0	-2	-7 640	-7 642
	2700	Manufacture of basic metals	0	0	-802	-802
	2800	Manufacture of fabricated metal products, except machinery and equipment	0	998	-4 974	-3 976
	2900	Mechanical products	923	1 223	16 438	18 584
	3000	Office machinery and computers	1 045	1 310	0	2 355
	3200	Radio, TV, communication equipments	22 321	-18 841	125 726	129 207
	3400	Motor vehicles	0	0	-396	-396
	5100	Wholesale trade	10 975	14 326	559	25 860
	5500	Hotels and restaurants	14 177	-809	1 076	14 444
	6300	Supporting and auxiliary transport activities; activities of travel agencies	16	-89	363	290
	6500	Financial intermediation, except insurance and pension funding	32 666	-1 449	0	31 216
	7000	Real estate	65 592	-14 257	27 163	78 497
	7400	Other business activities	3 341	-2 148	-262	931
	8500	Health and social work	16 796	-3 774	2 680	15 702
	9998	Private purchases and sales of real estate	70 530	0	0	70 530
TR		Turkey	4 728	-2 637	-2 670	-580
	5100	Wholesale trade	44	320	-21	343
	9200	Recreational, cultural and sporting activities	4 684	-2 912	0	1 772
UA		Ukraine	8 638	-604	14 639	22 673
	1700	Manufacture of textiles	0	0	3	3
	3100	Manufacture of electrical machinery and apparatus n.e.c.	0	0	-1 400	-1 400
	7000	Real estate	2 920	-827	1 279	3 372
	7400	Other business activities	882	444	18 075	19 401
	9998	Private purchases and sales of real estate	4 415	0	0	4 415
RS		Serbia	3 301		-3 443	-142
	9998	Private purchases and sales of real estate	3 301	0	0	3 301
E4		AFRICA	68 898	-75 076	1 079	-5 098
MA		Morocco			-455	-455
	2400	Manufacture of chemicals and chemical products	0	0	-455	-455
GN		Guinea	9 582	-3 916		5 666

3. FDI POSITIONS IN THE CZECH REPUBLIC As Of 31 December 2009

3.5. Economic zones - countries and activities

USD thousand

Code	NACE Rev.1	Contents	Equity capital	Reinvested earnings	Other capital	Total
ZA	5100	Wholesale trade	9 582	-3 916	0	5 666
		South Africa	3 125		-650	2 474
	2400	Manufacture of chemicals and chemical products	0	0	2	2
	2600	Manufacture of other non-metallic mineral products	0	0	-1	-1
	3400	Motor vehicles	0	0	-593	-593
MU	9998	Private purchases and sales of real estate	3 125	0	0	3 125
		Mauritius	6 618	-6 447		171
SC	7400	Other business activities	6 618	-6 447	0	171
		Seychelles	49 508	-66 145	3 883	-12 755
E7	2400	Manufacture of chemicals and chemical products	3 580	-4 850	3 368	2 098
	5100	Wholesale trade	2 414	-1 077	0	1 337
	5200	Retail trade	1 069	-9	0	1 060
	7400	Other business activities	41 503	-29 981	128	11 650
E8		AMERICA	2 689 112	1 949 107	139 725	4 777 944
E8		NORTH AMERICAN COUNTRIES	2 294 319	2 032 574	98 068	4 424 961
CA		Canada	269 771	36 336	-398	305 709
	4000	Electricity, gas, steam and hot water supply	109	-67	0	42
US	6500	Financial intermediation, except insurance and pension funding	27 438	-17 951	0	9 486
	9998	Private purchases and sales of real estate	85 293	0	0	85 293
		United States	2 024 549	1 996 238	98 466	4 119 252
E9	1500	Manufacture of food products and beverages	11 161	104 764	40 347	156 273
	2200	Publishing, printing and reproduction of recorded media	44 994	11 023	28 078	84 095
	2400	Manufacture of chemicals and chemical products	18 683	7 895	-4 209	22 370
	2500	Manufacture of rubber and plastic products	34 486	-20 780	23 271	36 977
	2600	Manufacture of other non-metallic mineral products	5 913	-591	-50 188	-44 865
	2700	Manufacture of basic metals	4 281	3 041	274	7 596
	2800	Manufacture of fabricated metal products, except machinery and equipment	12 293	7 606	9 799	29 698
	2900	Mechanical products	55 091	49 084	23 222	127 397
	3000	Office machinery and computers	0	133	-19 199	-19 065
	3100	Manufacture of electrical machinery and apparatus n.e.c.	4 576	4 610	-17 459	-8 273
	3200	Radio, TV, communication equipments	3 505	-12 997	21 146	11 654
	3300	Manufacture of medical, precision and optical instruments, watches and clocks	5 675	12 520	27	18 223
	3400	Motor vehicles	92 956	10 617	1 183	104 757
	4500	Construction	136	225	16 278	16 639
	5000	Trade and repair of motor vehicles	8 613	6 845	0	15 458
	5100	Wholesale trade	88 448	71 488	-7 955	151 981
	5200	Retail trade	18 200	-8 216	831	10 815
	5500	Hotels and restaurants	69 399	2 493	5 584	77 476
	6300	Supporting and auxiliary transport activities; activities of travel agencies	9 914	6 040	465	16 420
	6400	Post and telecommunications	7 612	6 267	31 805	45 684
	6500	Financial intermediation, except insurance and pension funding	598 640	1 510 068	-392	2 108 316
	7200	Computer activities	8 793	40 192	-20 503	28 482
	7400	Other business activities	49 817	13 734	16 504	80 055
9000	Sewage and refuse disposal, sanitation and similar activities	871	-399	0	472	
9200	Recreational, cultural and sporting activities	11 384	-2 303	8	9 088	
9998	Private purchases and sales of real estate	180 514	0	0	180 514	
E9		CENTRAL AMERICAN COUNTRIES	355 406	-92 339	58 797	321 863
BS		Bahamas	1 475	-716		760
		Belize	21 968	-9 041	-4 883	8 044
BZ	0100	Agriculture, hunting and related service activities	12 767	-878	-5 524	6 365
	0200	Forestry, logging and related service activities	5 172	-7 054	217	-1 665
	2000	Manufacture of wood and of products of wood and cork, except furniture;manuf.of articles of straw and plaiting materials	0	-188	62	-126
	2400	Manufacture of chemicals and chemical products	0	-815	34	-781
	5500	Hotels and restaurants	0	-219	5	-214
	7400	Other business activities	0	13	0	13
	8500	Health and social work	3 904	519	0	4 423
		Bermuda	2 461	5 527	-98	7 889
		Virgin Islands, British	189 233	-53 974	33 428	168 688
	BM	1800	Manufacture of wearing apparel; dressing and dyeing of fur	10 099	426	4 845
2000		Manufacture of wood and of products of wood and cork, except furniture;manuf.of articles of straw and plaiting materials	7 183	-4 991	0	2 193
2200		Publishing, printing and reproduction of recorded media	305	-2 219	0	-1 914
5100		Wholesale trade	34 733	4 277	0	39 010
6500		Financial intermediation, except insurance and pension funding	5 834	-5 065	0	768
VG	6700	Activities auxiliary to financial intermediation	54	-59	0	-5
	7400	Other business activities	7 833	-419	0	7 414
		Cayman Islands	78 247	-9 650	220	68 817
	2600	Manufacture of other non-metallic mineral products	27 053	-8 643	0	18 410
KY	5100	Wholesale trade	27 958	-1 007	0	26 951
	7000	Real estate	23 237	0	0	23 237
		Mexico	548	90	25 212	25 850
MX	1500	Manufacture of food products and beverages	0	0	2 605	2 605
	9998	Private purchases and sales of real estate	478	0	0	478
PA		Panama	18 859	-4 867	4 258	18 249

3. FDI POSITIONS IN THE CZECH REPUBLIC As Of 31 December 2009

3.5. Economic zones - countries and activities

USD thousand

Code	NACE Rev.1	Contents	Equity capital	Reinvested earnings	Other capital	Total	
VC	5100	Wholesale trade	2 074	173	569	2 816	
	5500	Hotels and restaurants	0	-534	0	-534	
	7000	Real estate	9 928	-627	1 034	10 335	
		St Vincent and the Grenadines	42 134	-38 648	-218	3 268	
	2200	Publishing, printing and reproduction of recorded media	109	0	0	109	
	5500	Hotels and restaurants	19 415	-31 449	-218	-12 252	
	6000	Land transport	7 619	-397	0	7 222	
F1	7000	Real estate	14 600	-6 802	0	7 797	
		SOUTH AMERICAN COUNTRIES	39 387	8 872	-17 140	31 119	
AR		Argentina	1 894			1 894	
BR		Brazil	26 602	10 651	-17 122	20 131	
	3400	Motor vehicles	0	0	-493	-493	
GY	6700	Activities auxiliary to financial intermediation	0	0	-16 143	-16 143	
	9998	Private purchases and sales of real estate	2 072	0	0	2 072	
		Guyana	5 263	-1 811		3 451	
CL	7000	Real estate	5 263	-1 811	0	3 451	
		Chile	2 643		-17	2 626	
VE		Venezuela	2 984	33		3 017	
F2		ASIA	2 786 555	-603 533	777 468	2 960 490	
F3		NEAR AND MIDDLE EAST COUNTRIES	37 008	20 921	30 049	87 979	
AZ	6700	Activities auxiliary to financial intermediation	544	1 340	0	1 884	
	9998	Private purchases and sales of real estate	15 179	0	0	15 179	
		Azerbaijan	1 097			1 097	
GE	9998	Private purchases and sales of real estate	1 097	0	0	1 097	
		Georgia	482			482	
F6	9998	Private purchases and sales of real estate	482	0	0	482	
		OTHER ASIAN COUNTRIES	2 749 547	-624 455	747 419	2 872 511	
CN		China	33 970	-14 998	34 866	53 838	
	1500	Manufacture of food products and beverages	0	0	-599	-599	
HK	2800	Manufacture of fabricated metal products, except machinery and equipment	0	0	-668	-668	
	2900	Mechanical products	109	-386	-9 590	-9 867	
	3000	Office machinery and computers	0	0	43 410	43 410	
	3200	Radio,TV,communication equipments	10 603	-10 524	4 728	4 807	
	3400	Motor vehicles	0	0	-2 237	-2 237	
	5100	Wholesale trade	21 217	-3 514	11	17 715	
	9998	Private purchases and sales of real estate	1 034	0	0	1 034	
		Hong Kong	22 710	-7 362	18 826	34 173	
	3100	Manufacture of electrical machinery and apparatus n.e.c.	0	0	-229	-229	
	7000	Real estate	10 729	-9 297	9 295	10 727	
	7400	Other business activities	2 645	197	-1	2 841	
		India	11 961	-22 148	78 281	68 094	
	JP	3400	Motor vehicles	8	-27 987	53 659	25 680
9998		Private purchases and sales of real estate	812	0	0	812	
KZ		Japan	1 487 279	-142 417	307 683	1 652 545	
	2400	Manufacture of chemicals and chemical products	53 328	29 867	15 926	99 121	
	2500	Manufacture of rubber and plastic products	25 763	42 909	184	68 856	
	2900	Mechanical products	514 787	-108 171	27 502	434 117	
	3100	Manufacture of electrical machinery and apparatus n.e.c.	173 299	-19 775	17 162	170 685	
	3200	Radio,TV,communication equipments	208 770	-110 848	140 933	238 855	
	3400	Motor vehicles	349 090	22 831	84 404	456 325	
	5000	Trade and repair of motor vehicles	12 974	24 226	33	37 234	
	7000	Real estate	3 851	-55	0	3 796	
		Kazakhstan	10 961	-8 378	19 113	21 696	
	9998	Private purchases and sales of real estate	3 911	0	0	3 911	
	KR		Korea, Republic of (South Korea)	1 032 056	-303 953	90 756	818 858
		3200	Radio,TV,communication equipments	80	-11	11 308	11 378
KG	3400	Motor vehicles	937 943	-270 042	64 164	732 065	
	7000	Real estate	1 227	-188	2 323	3 361	
	Kyrgyzstan	1 894			1 894		
MY	9998	Private purchases and sales of real estate	1 894	0	0	1 894	
		Malaysia	17 194	-4 551	50 033	62 676	
TH	3100	Manufacture of electrical machinery and apparatus n.e.c.	0	0	-13	-13	
		Thailand			896	896	
UZ	3000	Office machinery and computers	39 707	-49 212	118 211	108 706	
		Uzbekistan	1 114			1 114	
F7	9998	Private purchases and sales of real estate	1 114	0	0	1 114	
		OCEANIA AND POLAR REGIONS	40 143	-1 048	34	39 129	
AU		Australia	36 368	-1 058	3	35 312	
	9998	Private purchases and sales of real estate	36 012	0	0	36 012	
MH		Marshall Islands	109	-78		31	
	7000	Real estate	109	-78	0	31	
NZ		New Zealand	2 457	88		2 544	
A8		OECD	61 825 685	46 807 306	10 950 111	119 583 101	

**3. FDI POSITIONS IN THE CZECH REPUBLIC
As Of 31 December 2009**

3.51. Economic zones - countries and activities (NACE Rev. 2)

USD thousand

Code	NACE Rev.2	Contents	Equity capital	Reinvested earnings	Other capital	Total
A1		TOTAL WORLD	66 122 223	47 341 659	12 363 502	125 827 384
E1		EUROPE	60 495 131	46 067 649	11 445 197	118 007 978
BE		Belgium	1 494 563	3 306 150	441 682	5 242 395
	C1000	Manufacture of food products	28 655	-1 543	11 795	38 907
	C1100	Manufacture of beverages	7 579	1 455	0	9 034
	C1700	Manufacture of paper and paper products	2 586	9 442	-19 530	-7 502
	C1800	Printing and reproduction of recorded media	1 921	-327	0	1 593
	C2000	Manufacture of chemicals and chemical products	6 293	11 118	22 190	39 602
	C2300	Manufacture of other non-metallic mineral products	27 369	12 712	115 241	155 322
	C2500	Manufacture of fabricated metal products, except machinery and equipment	46 453	39 284	-11 232	74 505
	C2600	Manufacture of computer, electronic and optical products	19 365	-5 114	8 322	22 572
	C2700	Manufacture of electrical equipment	4 663	4 314	-12 874	-3 897
	C2800	Manufacture of machinery and equipment n.e.c.	119 152	111 300	-116 236	114 216
	C2900	Manufacture of motor vehicles, trailers and semi-trailers	14 686	-10 936	-12 065	-8 315
	C3000	Manufacture of other transport equipment	0	0	-8 357	-8 357
	C3100	Manufacture of furniture	7 188	10 355	43	17 586
	E3800	Waste collection, treatment and disposal activities; materials recovery	39 843	20 879	9 032	69 754
	F4300	Specialized construction activities	0	590	0	590
	G4500	Wholesale and retail trade and repair of motor vehicles and motorcycles	1 942	15 088	84 748	101 779
	G4600	Wholesale trade, except of motor vehicles and motorcycles	40 997	12 141	108 382	161 520
	G4700	Retail trade, except of motor vehicles and motorcycles	1 101	326	32 148	33 575
	H5200	Warehousing and support activities for transportation	8 991	-269	17 867	26 589
	K6400	Financial intermediation, except insurance and pension funding	798 133	2 564 758	8 890	3 371 781
	K6500	Insurance, reinsurance and pension funding, except compulsory social security	73 594	110 154	-2 898	180 850
	K6600	Other financial activities	544	-115	-13 588	-13 158
	L6800	Real estate activities	39 243	2	11 573	50 819
	M7000	Activities of head offices; management consultancy activities	97 569	-46 755	201 494	252 308
	M7100	Architectural and engineering activities; technical testing and analysis	3 226	-100	108	3 234
	M7300	Advertising and market research	696	30 710	-24 226	7 180
	M7400	Other professional, scientific and technical activities	10 400	317 181	0	327 581
	X9998	Private purchases and sales of real estate	23 668	0	0	23 668
BG		Bulgaria	10 297	-826	-741	8 730
	X9998	Private purchases and sales of real estate	7 810	0	0	7 810
DK		Denmark	478 977	147 238	247 096	873 311
	A0100	Crop and animal production, hunting and related service activities	6 776	5 186	1 350	13 311
	C1300	Manufacture of textiles	65 332	-14 509	-119	50 703
	C2200	Manufacture of rubber and plastic products	34 996	12 545	37 879	85 419
	C2300	Manufacture of other non-metallic mineral products	116 116	-26 601	12 107	101 622
	C3100	Manufacture of furniture	0	0	-109	-109
	D3500	Electricity, gas, steam and air conditioning supply	109	919	0	1 028
	E3800	Waste collection, treatment and disposal activities; materials recovery	-25 717	89 060	0	63 343
	H5200	Warehousing and support activities for transportation	38 179	-19 584	2 390	20 985
	K6500	Insurance, reinsurance and pension funding, except compulsory social security	4 040	1 725	0	5 766
	L6800	Real estate activities	47 381	35 750	16 756	99 887
	M7200	Scientific research and development	109	1 087	18	1 214
	X9998	Private purchases and sales of real estate	9 019	0	0	9 019
DE		Germany	10 099 359	7 319 076	-149 983	17 268 452
	A0100	Crop and animal production, hunting and related service activities	9 028	13 593	5 081	27 701
	B0800	Other mining and quarrying	27 450	21 112	6 268	54 830
	C1000	Manufacture of food products	74 896	42 742	8 634	126 271
	C1100	Manufacture of beverages	14 747	36 700	5 335	56 783
	C1300	Manufacture of textiles	72 814	-8 340	22 439	86 913
	C1400	Manufacture of wearing apparel	7 047	-336	-51	6 660
	C1500	Manufacture of leather and related products	1 140	1 410	3 616	6 166
	C1600	Manufacture of wood and of products of wood and cork, except furniture; manufacture of articles of straw and plaiting materials	65 168	42 854	9 553	117 574
	C1700	Manufacture of paper and paper products	40 888	33 141	10 135	84 163
	C1800	Printing and reproduction of recorded media	42 619	-14 364	-3 780	24 475
	C2000	Manufacture of chemicals and chemical products	97 282	21 432	-17 483	101 231
	C2100	Manufacture of basic pharmaceutical products and pharmaceutical preparations	14 699	57 004	-3 930	67 774
	C2200	Manufacture of rubber and plastic products	251 274	355 790	-162 949	444 114
	C2300	Manufacture of other non-metallic mineral products	483 547	413 958	72 729	970 234
	C2400	Manufacture of basic metals	54 550	37 095	41 159	132 803
	C2500	Manufacture of fabricated metal products, except machinery and equipment	352 842	290 743	146 897	790 482
	C2600	Manufacture of computer, electronic and optical products	58 451	256 033	206 435	520 918
	C2700	Manufacture of electrical equipment	285 703	201 281	348 191	835 174
	C2800	Manufacture of machinery and equipment n.e.c.	439 203	368 175	238 753	1 046 131
	C2900	Manufacture of motor vehicles, trailers and semi-trailers	1 018 479	854 337	-47 127	1 825 688
	C3000	Manufacture of other transport equipment	146 260	-122 137	-4 895	19 229
	C3100	Manufacture of furniture	8 317	825	9 759	18 901
	C3200	Other manufacturing	88 631	126 399	58 714	273 743
	C3300	Repair and installation of machinery and equipment	53 870	69 925	-3 450	120 345
	D3500	Electricity, gas, steam and air conditioning supply	1 175 630	1 096 318	-1 790 985	480 963
	E3600	Water collection, treatment and supply	21 332	2 674	0	24 006
	E3800	Waste collection, treatment and disposal activities; materials recovery	9 736	45 974	30 636	86 346
	F4100	Construction of buildings	36 478	40 704	-8 215	68 967
	F4200	Civil engineering	117 604	353 096	-243 379	227 320
	F4300	Specialized construction activities	8 785	9 545	219	18 549

3. FDI POSITIONS IN THE CZECH REPUBLIC As Of 31 December 2009

3.51. Economic zones - countries and activities (NACE Rev. 2)

USD thousand

Code	NACE Rev.2	Contents	Equity capital	Reinvested earnings	Other capital	Total
	G4500	Wholesale and retail trade and repair of motor vehicles and motorcycles	30 633	95 795	128 071	254 498
	G4600	Wholesale trade, except of motor vehicles and motorcycles	550 076	710 091	59 573	1 319 739
	G4700	Retail trade, except of motor vehicles and motorcycles	1 193 959	508 653	-7 819	1 694 793
	H4900	Land transport and transport via pipelines	13 894	6 474	19 216	39 583
	H5200	Warehousing and support activities for transportation	43 524	146 535	51 702	241 762
	I5500	Accommodation	492	-2 795	4 874	2 571
	J5800	Publishing activities	219 611	-15 158	9 038	213 490
	J6100	Telecommunications	10 163	-12 056	-538 040	-539 933
	J6200	Information technology service activities	121 010	224 401	15 404	360 815
	J6300	Information service activities	12 546	1 412	-64 023	-50 065
	K6400	Financial intermediation, except insurance and pension funding	965 416	688 279	319 740	1 973 435
	K6500	Insurance, reinsurance and pension funding, except compulsory social security	30 617	8 090	-693	38 014
	K6600	Other financial activities	2 125	10 711	0	12 837
	L6800	Real estate activities	770 494	85 560	807 433	1 663 487
	M6900	Legal and accounting activities	20 555	10 727	1 746	33 028
	M7000	Activities of head offices; management consultancy activities	185 456	-8 239	2 332	179 549
	M7100	Architectural and engineering activities; technical testing and analysis	20 756	28 843	3 930	53 530
	M7200	Scientific research and development	3 167	9 298	-50	12 415
	M7300	Advertising and market research	20 552	17 527	-2 625	35 453
	M7400	Other professional, scientific and technical activities	23 836	28 443	11 687	63 966
	N7700	Rental and leasing activities	28 804	32 105	23 722	84 631
	N7800	Employment activities	10 463	-7 673	50	2 839
	N8100	Services to buildings and landscape activities	9 915	-952	621	9 584
	N8200	Office administrative, office support and other business support activities	58 242	32 069	47 577	137 888
	P8500	Education	3 493	1 076	0	4 569
	Q8600	Human health activities	13 843	17 331	1 472	32 646
	S9500	Repair of computers and personal and household goods	5 088	12 006	9 147	26 240
	X9998	Private purchases and sales of real estate	583 836	0	0	583 836
EE		Estonia	519	-1 507	-15	-1 003
IE		Ireland	138 476	48 605	125 900	312 981
	C2400	Manufacture of basic metals	0	0	28 414	28 414
	G4600	Wholesale trade, except of motor vehicles and motorcycles	786	19 721	83 095	103 601
	G4700	Retail trade, except of motor vehicles and motorcycles	3 492	-1 517	7 004	8 979
	H5200	Warehousing and support activities for transportation	0	0	-116	-116
	I5500	Accommodation	39 993	5	39 343	79 341
	L6800	Real estate activities	11 394	2 655	-535	13 514
	X9998	Private purchases and sales of real estate	23 122	0	0	23 122
GR		Greece	15 812	-7 680	457	8 590
ES		Spain	2 970 589	1 278 251	399 006	4 647 846
	C1300	Manufacture of textiles	0	0	-30	-30
	C2000	Manufacture of chemicals and chemical products	15 783	2 809	3 566	22 158
	C2200	Manufacture of rubber and plastic products	118 939	-27 617	61 961	153 284
	C2300	Manufacture of other non-metallic mineral products	1 879	-681	-5 415	-4 218
	C2500	Manufacture of fabricated metal products, except machinery and equipment	23 488	8 383	-9 396	22 475
	C2700	Manufacture of electrical equipment	39 506	17 614	50 190	107 310
	C2800	Manufacture of machinery and equipment n.e.c.	9 715	-1 850	384	8 248
	C2900	Manufacture of motor vehicles, trailers and semi-trailers	118 027	113 820	65 663	297 510
	E3600	Water collection, treatment and supply	185 797	45 127	0	230 924
	G4500	Wholesale and retail trade and repair of motor vehicles and motorcycles	290	-224	-2 245	-2 179
	G4600	Wholesale trade, except of motor vehicles and motorcycles	23 533	172 884	3 349	199 767
	G4700	Retail trade, except of motor vehicles and motorcycles	58 138	-5 962	2 416	54 591
	J6100	Telecommunications	2 139 442	799 933	24 080	2 963 454
	K6400	Financial intermediation, except insurance and pension funding	0	127 992	172 903	300 895
	K6600	Other financial activities	0	0	-58	-58
	L6800	Real estate activities	91 209	-7 526	4 104	87 787
	M6900	Legal and accounting activities	0	8 568	0	8 568
	M7100	Architectural and engineering activities; technical testing and analysis	35 312	7 929	21 849	65 090
	N7700	Rental and leasing activities	1 310	-193	867	1 984
	X9998	Private purchases and sales of real estate	12 818	0	0	12 818
FR		France	3 570 051	3 436 934	982 754	7 989 739
	B0800	Other mining and quarrying	20 713	28 646	576	49 936
	C1000	Manufacture of food products	123 535	214 755	-5 079	333 210
	C1100	Manufacture of beverages	74 888	56 302	-81 752	49 438
	C2000	Manufacture of chemicals and chemical products	23 911	15 296	5 186	44 393
	C2100	Manufacture of basic pharmaceutical products and pharmaceutical preparations	1 177	58 014	-2 166	57 025
	C2200	Manufacture of rubber and plastic products	136 314	400 161	63 797	600 272
	C2300	Manufacture of other non-metallic mineral products	17 111	31 082	-53 318	-5 125
	C2400	Manufacture of basic metals	30 780	-13 106	50 387	68 061
	C2500	Manufacture of fabricated metal products, except machinery and equipment	149 008	60 437	38 731	248 177
	C2600	Manufacture of computer, electronic and optical products	735	0	2	737
	C2700	Manufacture of electrical equipment	44 835	28 711	17 669	91 216
	C2800	Manufacture of machinery and equipment n.e.c.	275 854	-192 891	282 444	365 407
	D3500	Electricity, gas, steam and air conditioning supply	259 743	255 721	218 697	734 162
	E3600	Water collection, treatment and supply	116 378	161 183	-48 461	229 100
	E3700	Sewerage	6 793	6 927	-12	13 709
	E3800	Waste collection, treatment and disposal activities; materials recovery	6 137	1 899	4 281	12 316
	F4200	Civil engineering	124 868	127 625	0	252 492
	F4300	Specialized construction activities	4 502	2 021	0	6 522

3. FDI POSITIONS IN THE CZECH REPUBLIC As Of 31 December 2009

3.51. Economic zones - countries and activities (NACE Rev. 2)

USD thousand

Code	NACE Rev.2	Contents	Equity capital	Reinvested earnings	Other capital	Total
	G4500	Wholesale and retail trade and repair of motor vehicles and motorcycles	27 158	11 014	-293 294	-255 122
	G4600	Wholesale trade, except of motor vehicles and motorcycles	247 522	73 256	66 075	386 853
	G4700	Retail trade, except of motor vehicles and motorcycles	21 356	53 237	28 430	103 023
	H4900	Land transport and transport via pipelines	1 720	-691	350	1 379
	H5200	Warehousing and support activities for transportation	12 507	16 704	15 259	44 470
	J5800	Publishing activities	403	5 981	-3 757	2 627
	J6000	Programming and broadcasting activities	653	-1 484	0	-831
	J6200	Information technology service activities	11 799	-309	155	11 645
	J6300	Information service activities	2 504	185	0	2 689
	K6400	Financial intermediation, except insurance and pension funding	945 052	1 404 203	405 483	2 754 738
	K6500	Insurance, reinsurance and pension funding, except compulsory social security	104 135	86 244	363	190 743
	K6600	Other financial activities	2 193	12 491	0	14 684
	L6800	Real estate activities	27 487	52 247	152 839	232 573
	M7000	Activities of head offices; management consultancy activities	18 046	66 551	-59	84 538
	M7100	Architectural and engineering activities; technical testing and analysis	2 720	12 610	-1 496	13 834
	M7300	Advertising and market research	8 816	8 405	0	17 221
	M7400	Other professional, scientific and technical activities	15 054	-6 427	26	8 653
	N7700	Rental and leasing activities	35 106	1 679	79 839	116 623
	N7800	Employment activities	207	-519	731	419
	N8200	Office administrative, office support and other business support activities	19 527	-4 795	9 656	24 388
	X9998	Private purchases and sales of real estate	82 237	0	0	82 237
IT		Italy	901 479	220 522	122 512	1 244 513
	C1100	Manufacture of beverages	0	0	1 797	1 797
	C1300	Manufacture of textiles	39 316	-9 004	-1 536	28 776
	C1400	Manufacture of wearing apparel	7 394	-3 136	3 990	8 248
	C2100	Manufacture of basic pharmaceutical products and pharmaceutical preparations	746	3 250	-321	3 675
	C2300	Manufacture of other non-metallic mineral products	57 796	30 600	-1 931	86 465
	C2500	Manufacture of fabricated metal products, except machinery and equipment	10 760	11 503	4 740	27 003
	C2700	Manufacture of electrical equipment	115 715	-16 630	-231	98 855
	C2900	Manufacture of motor vehicles, trailers and semi-trailers	34 750	65 096	-19 107	80 739
	C3000	Manufacture of other transport equipment	3 893	3 859	0	7 752
	F4100	Construction of buildings	62	1 527	3 080	4 669
	G4500	Wholesale and retail trade and repair of motor vehicles and motorcycles	4 868	-1 679	7 563	10 752
	G4600	Wholesale trade, except of motor vehicles and motorcycles	92 929	7 311	-5 754	94 485
	G4700	Retail trade, except of motor vehicles and motorcycles	9 801	-5 730	9 774	13 845
	H4900	Land transport and transport via pipelines	783	-13 819	646	-12 390
	I5500	Accommodation	11 765	-10 641	464	1 588
	I5600	Food and beverage service activities	3 418	-4 759	3 542	2 201
	K6400	Financial intermediation, except insurance and pension funding	203 299	101 565	0	304 864
	K6500	Insurance, reinsurance and pension funding, except compulsory social security	9 067	-1 355	224	7 936
	L6800	Real estate activities	45 904	-10 382	67 261	102 782
	M7000	Activities of head offices; management consultancy activities	1 230	71	-66	1 235
	N7700	Rental and leasing activities	403	9 737	-30	10 110
	X9998	Private purchases and sales of real estate	61 593	0	0	61 593
CY		Cyprus	2 453 860	1 154 894	532 690	4 141 445
	A0200	Forestry and logging	16 475	3 507	0	19 981
	B0500	Mining of coal and lignite	34 981	608 221	0	643 201
	C1000	Manufacture of food products	0	10 687	-313	10 374
	C1100	Manufacture of beverages	6 941	-6 813	0	129
	C1300	Manufacture of textiles	15 201	-1 615	531	14 118
	C1400	Manufacture of wearing apparel	8 284	-3 524	0	4 761
	C1800	Printing and reproduction of recorded media	20 535	39 488	-85	59 939
	C2000	Manufacture of chemicals and chemical products	18 732	1 253	0	19 985
	C2200	Manufacture of rubber and plastic products	15 079	5 134	5 255	25 468
	C2300	Manufacture of other non-metallic mineral products	53 577	-34 455	0	19 122
	C2400	Manufacture of basic metals	4 464	-2 456	0	2 009
	C2500	Manufacture of fabricated metal products, except machinery and equipment	20 886	-188	7 228	27 926
	C2700	Manufacture of electrical equipment	14 918	956	-165	15 709
	C2900	Manufacture of motor vehicles, trailers and semi-trailers	0	0	71 852	71 852
	C3000	Manufacture of other transport equipment	0	0	-72 627	-72 627
	C3200	Other manufacturing	13 301	54 030	0	67 331
	C3300	Repair and installation of machinery and equipment	17 419	16 617	0	34 035
	D3500	Electricity, gas, steam and air conditioning supply	86 198	157 476	-108 748	134 926
	F4100	Construction of buildings	5 293	805	0	6 098
	G4600	Wholesale trade, except of motor vehicles and motorcycles	69 198	-7 356	13 435	75 277
	H5100	Air transport	1 007	496	0	1 503
	H5200	Warehousing and support activities for transportation	33 052	-6 033	57	27 076
	I5600	Food and beverage service activities	8 223	223	0	8 445
	J5900	Motion picture, video and television programme production, sound recording and music publishing activities	2 750	1 682	0	4 432
	J6100	Telecommunications	103 663	-108 816	71 507	66 355
	J6200	Information technology service activities	95	15 969	0	16 064
	K6400	Financial intermediation, except insurance and pension funding	294 953	136 390	10 769	442 111
	K6600	Other financial activities	2 604	1 658	-586	3 676
	L6800	Real estate activities	1 196 934	54 188	507 873	1 758 995
	M6900	Legal and accounting activities	1 934	165	0	2 099
	M7000	Activities of head offices; management consultancy activities	79 968	11 882	2 134	93 984
	M7100	Architectural and engineering activities; technical testing and analysis	35 304	11 299	5 167	51 769

3. FDI POSITIONS IN THE CZECH REPUBLIC
As Of 31 December 2009

3.51. Economic zones - countries and activities (NACE Rev. 2)

USD thousand

Code	NACE Rev.2	Contents	Equity capital	Reinvested earnings	Other capital	Total
	M7200	Scientific research and development	0	4 763	0	4 763
	M7300	Advertising and market research	37 057	-15 267	0	21 791
	M7400	Other professional, scientific and technical activities	5 610	2 284	0	7 894
	N7700	Rental and leasing activities	0	-762	0	-762
	N7900	Travel agency, tour operator and other reservation service and related activities	212	186	0	398
	N8000	Security and investigation activities	2 777	2 051	0	4 827
	Q8600	Human health activities	14 364	21 629	1 581	37 574
	R9000	Creative, arts and entertainment activities	1 674	-34	9 772	11 413
	R9300	Sports activities and amusement and recreation activities	5 448	6 601	0	12 050
	X9998	Private purchases and sales of real estate	1 926	0	0	1 926
LV		Latvia	1 327	-36	-1 202	88
LT		Lithuania	10 797	-9 932	438	1 303
LU		Luxembourg	4 925 549	771 321	2 808 520	8 505 389
	A0200	Forestry and logging	30 075	0	0	30 075
	C1100	Manufacture of beverages	55 588	65 834	134 467	255 889
	C1300	Manufacture of textiles	1 872	80 791	49 266	131 929
	C1700	Manufacture of paper and paper products	4 413	7 463	-43 520	-31 644
	C1800	Printing and reproduction of recorded media	36 156	-14 535	-3 085	18 537
	C2300	Manufacture of other non-metallic mineral products	0	0	-1 955	-1 955
	C2400	Manufacture of basic metals	142 313	119 761	8 891	270 965
	C2500	Manufacture of fabricated metal products, except machinery and equipment	15 049	19 896	-4 792	30 152
	C2600	Manufacture of computer, electronic and optical products	444 392	-353 847	0	90 545
	C2700	Manufacture of electrical equipment	15 422	5 957	22 095	43 474
	C2800	Manufacture of machinery and equipment n.e.c.	42 333	314 448	5 876	362 657
	C2900	Manufacture of motor vehicles, trailers and semi-trailers	82 046	219 327	-421 411	-120 038
	C3300	Repair and installation of machinery and equipment	2 302	20 221	-12 119	10 403
	D3500	Electricity, gas, steam and air conditioning supply	4 110	-3 272	289 360	290 198
	E3800	Waste collection, treatment and disposal activities; materials recovery	0	0	38 926	38 926
	F4100	Construction of buildings	57 224	-30 259	273 074	300 040
	G4600	Wholesale trade, except of motor vehicles and motorcycles	646 276	74 610	130 352	851 237
	H5200	Warehousing and support activities for transportation	33 477	23 489	5 383	62 350
	I5500	Accommodation	102 833	-25 477	1 874	79 230
	J6100	Telecommunications	125 337	425 688	-22	551 003
	K6400	Financial intermediation, except insurance and pension funding	696 733	169 583	671 129	1 537 445
	K6500	Insurance, reinsurance and pension funding, except compulsory social security	0	0	-302	-302
	K6600	Other financial activities	3 307	6 563	0	9 870
	L6800	Real estate activities	1 356 837	-513 559	1 061 965	1 905 243
	M6900	Legal and accounting activities	5 458	-511	38 647	43 594
	M7000	Activities of head offices; management consultancy activities	46 291	-2 684	-374	43 234
	M7100	Architectural and engineering activities; technical testing and analysis	41 867	-214	34 198	75 851
	M7300	Advertising and market research	5 385	12 408	3 830	21 623
	M7400	Other professional, scientific and technical activities	31 225	-32 141	937	21
	N7700	Rental and leasing activities	6 886	-1 638	101 832	107 080
	N7900	Travel agency, tour operator and other reservation service and related activities	15 836	2 987	0	18 823
	R9200	Gambling and betting activities	2 150	604	-1 083	1 671
	X9998	Private purchases and sales of real estate	1 645	0	0	1 645
HU		Hungary	227 686	71 175	163 802	462 663
	C2000	Manufacture of chemicals and chemical products	51 426	26 909	-11 484	66 851
	C2100	Manufacture of basic pharmaceutical products and pharmaceutical preparations	0	0	94 493	94 493
	C2200	Manufacture of rubber and plastic products	1 382	257	-1 075	564
	C2300	Manufacture of other non-metallic mineral products	0	0	-4 520	-4 520
	C2900	Manufacture of motor vehicles, trailers and semi-trailers	4 539	-1 792	-477	2 270
	C3000	Manufacture of other transport equipment	0	0	-73	-73
	C3300	Repair and installation of machinery and equipment	8 166	15 800	0	23 967
	D3500	Electricity, gas, steam and air conditioning supply	0	0	1 271	1 271
	G4500	Wholesale and retail trade and repair of motor vehicles and motorcycles	1 061	707	361	2 129
	G4600	Wholesale trade, except of motor vehicles and motorcycles	57 061	-13 344	-61 352	-17 635
	G4700	Retail trade, except of motor vehicles and motorcycles	9 792	-4 794	2 698	7 696
	H4900	Land transport and transport via pipelines	102	115	-1 782	-1 564
	H5200	Warehousing and support activities for transportation	0	0	-2 193	-2 193
	I5500	Accommodation	4 492	18 737	5 420	28 648
	J5800	Publishing activities	0	0	-0	-0
	J6200	Information technology service activities	2 642	869	0	3 511
	L6800	Real estate activities	11 322	-1 023	142 794	153 093
	Q8600	Human health activities	25 200	32 704	0	57 904
	X9998	Private purchases and sales of real estate	2 068	0	0	2 068
MT		Malta	75 892	27 388	272 902	376 182
	C2900	Manufacture of motor vehicles, trailers and semi-trailers	0	0	281 262	281 262
	H5200	Warehousing and support activities for transportation	3 392	0	0	3 392
	L6800	Real estate activities	10 644	-2 193	2 072	10 524
	M6900	Legal and accounting activities	23 399	19 959	-41 850	1 508
	M7000	Activities of head offices; management consultancy activities	109	-625	0	-516
	R9300	Sports activities and amusement and recreation activities	2 776	-5 599	18 147	15 324
	X9998	Private purchases and sales of real estate	1 951	0	0	1 951
NL		Netherlands	17 761 726	16 951 394	2 543 131	37 256 251
	A0100	Crop and animal production, hunting and related service activities	32 159	-3 947	5 881	34 093
	B0500	Mining of coal and lignite	834 016	1 364 459	0	2 198 476
	B0800	Other mining and quarrying	87 721	15 084	0	102 805

3. FDI POSITIONS IN THE CZECH REPUBLIC
As Of 31 December 2009

3.51. Economic zones - countries and activities (NACE Rev. 2)

USD thousand

Code	NACE Rev.2	Contents	Equity capital	Reinvested earnings	Other capital	Total
	C1000	Manufacture of food products	123 241	35 486	50 173	208 901
	C1100	Manufacture of beverages	303 414	763 173	3 103	1 069 690
	C1200	Manufacture of tobacco products	215 521	158 858	0	374 379
	C1300	Manufacture of textiles	71 308	7 562	12 159	91 029
	C1400	Manufacture of wearing apparel	9 598	-1 231	8 357	16 724
	C1700	Manufacture of paper and paper products	231 072	68 256	51 352	350 679
	C1800	Printing and reproduction of recorded media	0	-411	0	-411
	C1900	Manufacture of coke and refined petroleum products	355 300	144 547	96 474	596 321
	C2000	Manufacture of chemicals and chemical products	258 241	164 687	69 510	492 438
	C2100	Manufacture of basic pharmaceutical products and pharmaceutical preparations	274 809	356 061	-106 943	523 928
	C2200	Manufacture of rubber and plastic products	124 175	283 357	24 978	432 510
	C2300	Manufacture of other non-metallic mineral products	353 354	484 609	23 166	861 129
	C2400	Manufacture of basic metals	41 245	188 102	-1 338 170	-1 108 823
	C2500	Manufacture of fabricated metal products, except machinery and equipment	265 652	85 175	770	351 597
	C2600	Manufacture of computer, electronic and optical products	224 614	111 880	-31 330	305 164
	C2700	Manufacture of electrical equipment	144 148	202 743	19 625	366 516
	C2800	Manufacture of machinery and equipment n.e.c.	109 182	197 169	-62 921	243 430
	C2900	Manufacture of motor vehicles, trailers and semi-trailers	1 440 639	5 274 325	-888 379	5 826 586
	C3000	Manufacture of other transport equipment	38 256	129 989	27 071	195 315
	C3100	Manufacture of furniture	6 499	9 253	0	15 752
	C3200	Other manufacturing	39 949	29 620	6 919	76 488
	C3300	Repair and installation of machinery and equipment	0	7 026	12 178	19 204
	D3500	Electricity, gas, steam and air conditioning supply	4 825 807	2 085 367	32 908	6 944 082
	E3600	Water collection, treatment and supply	22 866	-2 888	0	19 978
	E3800	Waste collection, treatment and disposal activities; materials recovery	38 534	-13 402	11 814	36 946
	F4100	Construction of buildings	611 169	-387 347	29 598	253 420
	F4200	Civil engineering	5 976	17 689	0	23 665
	F4300	Specialized construction activities	436	2 925	501	3 861
	G4500	Wholesale and retail trade and repair of motor vehicles and motorcycles	62 386	59 889	22 131	144 406
	G4600	Wholesale trade, except of motor vehicles and motorcycles	771 161	329 859	507 244	1 608 264
	G4700	Retail trade, except of motor vehicles and motorcycles	487 554	136 873	-78 425	546 002
	H4900	Land transport and transport via pipelines	142 853	31 133	-19 238	154 748
	H5200	Warehousing and support activities for transportation	66 619	-21 929	21 110	65 799
	I5500	Accommodation	109 356	-81 231	133 725	161 850
	J5800	Publishing activities	47 509	-2 192	7 870	53 187
	J5900	Motion picture, video and television programme production, sound recording and music publishing activities	40 650	-27 279	11 650	25 022
	J6100	Telecommunications	1 521 601	360 356	918 746	2 800 704
	J6200	Information technology service activities	76 739	130 298	-5 060	201 977
	J6300	Information service activities	156 220	42 528	54 525	253 273
	K6400	Financial intermediation, except insurance and pension funding	431 353	512 425	550 272	1 494 050
	K6500	Insurance, reinsurance and pension funding, except compulsory social security	457 320	890 494	0	1 347 815
	K6600	Other financial activities	16 096	35 315	-2 201	49 209
	L6800	Real estate activities	1 318 091	-278 354	850 015	1 889 752
	M6900	Legal and accounting activities	7 094	38 719	-12 874	32 939
	M7000	Activities of head offices; management consultancy activities	368 399	2 180 065	991 992	3 540 456
	M7100	Architectural and engineering activities; technical testing and analysis	16 467	50 847	6 219	73 534
	M7200	Scientific research and development	12	57 067	1 566	58 646
	M7300	Advertising and market research	87 220	12 131	17 331	116 682
	M7400	Other professional, scientific and technical activities	66 523	-10 594	21 933	77 862
	N7700	Rental and leasing activities	20 256	61 573	48 345	130 175
	N7800	Employment activities	1 899	1 134	2 791	5 824
	N7900	Travel agency, tour operator and other reservation service and related activities	28 703	-14 732	-4 355	9 616
	N8000	Security and investigation activities	18 689	9 389	0	28 078
	N8200	Office administrative, office support and other business support activities	102 649	415 648	-69 049	449 248
	O8400	Public administration and defence; compulsory social security	0	5 644	0	5 644
	P8500	Education	53	6 638	43	6 734
	Q8600	Human health activities	12 989	-824	9 990	22 155
	R9100	Libraries, archives, museums and other cultural activities	0	-2 805	-326	-3 131
	R9300	Sports activities and amusement and recreation activities	0	45 403	-16 163	29 239
	S9500	Repair of computers and personal and household goods	12 483	5 848	-2 648	15 682
	X9998	Private purchases and sales of real estate	73 079	0	0	73 079
AT	Austria		6 736 102	7 199 690	1 277 271	15 213 063
	A0100	Crop and animal production, hunting and related service activities	11 452	-7 090	16 487	20 849
	A0200	Forestry and logging	5 605	353	140	6 098
	B0800	Other mining and quarrying	74 528	143 166	-12 222	205 472
	C1000	Manufacture of food products	34 012	75 298	4 198	113 508
	C1300	Manufacture of textiles	19 175	5 699	2 961	27 836
	C1400	Manufacture of wearing apparel	7 254	-6 742	4 128	4 641
	C1600	Manufacture of wood and of products of wood and cork, except furniture; manufacture of articles of straw and plaiting materials	76 784	130 993	-6 656	201 121
	C1700	Manufacture of paper and paper products	106 289	174 838	82 809	363 936
	C2000	Manufacture of chemicals and chemical products	167 925	121 365	12 580	301 870
	C2100	Manufacture of basic pharmaceutical products and pharmaceutical preparations	10 344	30 125	20 103	60 572
	C2200	Manufacture of rubber and plastic products	84 498	62 799	12 644	159 940
	C2300	Manufacture of other non-metallic mineral products	418 040	324 127	26 645	768 812
	C2400	Manufacture of basic metals	5 936	2 877	3 859	12 673
	C2500	Manufacture of fabricated metal products, except machinery and equipment	80 473	57 663	44 743	182 879

3. FDI POSITIONS IN THE CZECH REPUBLIC As Of 31 December 2009

3.51. Economic zones - countries and activities (NACE Rev. 2)

USD thousand

Code	NACE Rev.2	Contents	Equity capital	Reinvested earnings	Other capital	Total
	C2600	Manufacture of computer, electronic and optical products	10 721	-552	-6 029	4 140
	C2700	Manufacture of electrical equipment	43 122	84 136	-4 753	122 505
	C2800	Manufacture of machinery and equipment n.e.c.	38 724	46 726	13 025	98 475
	C2900	Manufacture of motor vehicles, trailers and semi-trailers	108 281	18 590	3 437	130 308
	C3000	Manufacture of other transport equipment	2 020	9 435	398	11 854
	C3100	Manufacture of furniture	14 618	444	2 109	17 171
	C3200	Other manufacturing	13 451	15 100	22 843	51 395
	C3300	Repair and installation of machinery and equipment	9 488	17 578	2	27 069
	D3500	Electricity, gas, steam and air conditioning supply	22 532	33 084	9 555	65 171
	E3800	Waste collection, treatment and disposal activities; materials recovery	71 472	56 673	54 320	182 465
	F4100	Construction of buildings	13 986	3 737	14 100	31 823
	F4200	Civil engineering	178 436	176 487	594	355 517
	F4300	Specialized construction activities	11 483	18 647	-15 776	14 355
	G4500	Wholesale and retail trade and repair of motor vehicles and motorcycles	17 553	40 751	58	58 363
	G4600	Wholesale trade, except of motor vehicles and motorcycles	480 469	352 244	67 054	899 767
	G4700	Retail trade, except of motor vehicles and motorcycles	520 482	-31 776	25 468	514 175
	H5200	Warehousing and support activities for transportation	9 097	32 933	29 972	72 002
	H5300	Postal and courier activities	0	74	0	74
	I5500	Accommodation	109 551	-31 929	34 414	112 036
	I5600	Food and beverage service activities	2 894	-1 083	-306	1 505
	J5800	Publishing activities	5 271	13 049	79	18 399
	J6200	Information technology service activities	10 231	80 250	16	90 497
	K6400	Financial intermediation, except insurance and pension funding	2 350 928	4 057 798	87 227	6 495 952
	K6500	Insurance, reinsurance and pension funding, except compulsory social security	487 725	676 066	202	1 163 993
	K6600	Other financial activities	19 701	11 119	28 029	58 848
	L6800	Real estate activities	623 679	-39 329	560 921	1 145 271
	M6900	Legal and accounting activities	237	1 819	0	2 056
	M7000	Activities of head offices; management consultancy activities	67 985	17 548	76 991	162 524
	M7100	Architectural and engineering activities; technical testing and analysis	17 354	-19 929	26 725	24 150
	M7200	Scientific research and development	0	-32 560	-5 592	-38 152
	M7300	Advertising and market research	17 003	6 049	14 211	37 264
	M7400	Other professional, scientific and technical activities	3 454	7 020	442	10 917
	N7700	Rental and leasing activities	3 987	33 248	3 684	40 919
	N7900	Travel agency, tour operator and other reservation service and related activities	2 640	-1 083	575	2 133
	N8100	Services to buildings and landscape activities	5 463	46 268	-12 534	39 196
	N8200	Office administrative, office support and other business support activities	845	-2 566	26 535	24 814
	Q8600	Human health activities	1 528	84 205	-4 572	81 161
	R9200	Gambling and betting activities	490	633	0	1 123
	X9998	Private purchases and sales of real estate	193 084	0	0	193 084
PL	Poland		866 654	498 636	138 905	1 504 195
	C1000	Manufacture of food products	2 237	6 522	4 850	13 609
	C1100	Manufacture of beverages	4 776	9 136	544	14 456
	C1500	Manufacture of leather and related products	2 844	2 093	0	4 937
	C2000	Manufacture of chemicals and chemical products	48 491	135 869	52 445	236 806
	C2300	Manufacture of other non-metallic mineral products	0	0	-746	-746
	C2400	Manufacture of basic metals	0	0	-2 211	-2 211
	C2500	Manufacture of fabricated metal products, except machinery and equipment	4 175	3 523	2 071	9 768
	C2700	Manufacture of electrical equipment	0	0	-11 514	-11 514
	C2800	Manufacture of machinery and equipment n.e.c.	0	0	-215	-215
	C2900	Manufacture of motor vehicles, trailers and semi-trailers	0	0	45 592	45 592
	C3300	Repair and installation of machinery and equipment	-417	3 073	0	2 656
	F4100	Construction of buildings	4 639	-266	1 351	5 724
	F4300	Specialized construction activities	1 124	7 926	399	9 450
	G4500	Wholesale and retail trade and repair of motor vehicles and motorcycles	518	2 070	-5 924	-3 336
	G4600	Wholesale trade, except of motor vehicles and motorcycles	34 715	-15 524	5 015	24 205
	G4700	Retail trade, except of motor vehicles and motorcycles	11 590	92 496	68	104 154
	H4900	Land transport and transport via pipelines	0	16 253	2 242	18 495
	I5600	Food and beverage service activities	16 050	2 040	10 905	28 996
	K6400	Financial intermediation, except insurance and pension funding	3 049	5 013	0	8 062
	L6800	Real estate activities	3 596	-9 186	-2 516	-8 106
	M7000	Activities of head offices; management consultancy activities	694 415	232 012	35 144	961 570
	N7900	Travel agency, tour operator and other reservation service and related activities	112	775	0	888
	X9998	Private purchases and sales of real estate	24 364	0	0	24 364
PT	Portugal		22 261	-1 692	17 739	38 309
	C2500	Manufacture of fabricated metal products, except machinery and equipment	225	-155	-81	-11
	C3200	Other manufacturing	520	331	1 269	2 119
	K6400	Financial intermediation, except insurance and pension funding	145	1 034	272	1 452
	M7000	Activities of head offices; management consultancy activities	8 465	425	17 613	26 503
RO	Romania		3 632	-2 320	-63 359	-62 047
	C2000	Manufacture of chemicals and chemical products	0	0	-3 012	-3 012
	C2900	Manufacture of motor vehicles, trailers and semi-trailers	0	0	-37 422	-37 422
	N8200	Office administrative, office support and other business support activities	0	0	-300	-300
	X9998	Private purchases and sales of real estate	1 737	0	0	1 737
SI	Slovenia		67 924	4 766	104 853	177 543
	C2000	Manufacture of chemicals and chemical products	0	0	-7	-7
	C3300	Repair and installation of machinery and equipment	1 633	1 468	0	3 101
	G4600	Wholesale trade, except of motor vehicles and motorcycles	9 890	3 537	-3	13 424
	K6400	Financial intermediation, except insurance and pension funding	2 987	580	106 762	110 329

**3. FDI POSITIONS IN THE CZECH REPUBLIC
As Of 31 December 2009**

3.51. Economic zones - countries and activities (NACE Rev. 2)

USD thousand

Code	NACE Rev.2	Contents	Equity capital	Reinvested earnings	Other capital	Total
SK	K6500	Insurance, reinsurance and pension funding, except compulsory social security	20 819	-7 056	0	13 763
	X9998	Private purchases and sales of real estate	2 570	0	0	2 570
		Slovakia	1 818 732	820 558	-58 482	2 580 809
	C1000	Manufacture of food products	3 158	-13	19	3 164
	C1100	Manufacture of beverages	708	0	-1 034	-327
	C2000	Manufacture of chemicals and chemical products	109	-279	-719	-889
	C2100	Manufacture of basic pharmaceutical products and pharmaceutical preparations	1 688	5 072	-137 067	-130 308
	C2200	Manufacture of rubber and plastic products	20 477	1 082	7 061	28 619
	C2300	Manufacture of other non-metallic mineral products	12 141	4 465	3 861	20 468
	C2400	Manufacture of basic metals	81 278	50 503	8 045	139 827
	C2500	Manufacture of fabricated metal products, except machinery and equipment	282	1 530	-3 336	-1 524
	C2700	Manufacture of electrical equipment	6 024	15 227	-8 026	13 224
	C2800	Manufacture of machinery and equipment n.e.c.	18 046	48 155	3 518	69 720
	C2900	Manufacture of motor vehicles, trailers and semi-trailers	0	0	-709	-709
	C3000	Manufacture of other transport equipment	0	0	-122	-122
	D3500	Electricity, gas, steam and air conditioning supply	18 554	21 355	-2 711	37 197
	E3800	Waste collection, treatment and disposal activities; materials recovery	54	661	96	812
	F4100	Construction of buildings	17 150	81 962	0	99 111
	F4200	Civil engineering	898	2 365	-2 408	855
	F4300	Specialized construction activities	1 268	322	-151	1 440
	G4500	Wholesale and retail trade and repair of motor vehicles and motorcycles	13 011	-4 577	1 622	10 056
	G4600	Wholesale trade, except of motor vehicles and motorcycles	106 710	127 324	37 485	271 519
	G4700	Retail trade, except of motor vehicles and motorcycles	7 906	2 619	-12 516	-1 991
	H4900	Land transport and transport via pipelines	18 875	7 849	-674	26 049
	H5200	Warehousing and support activities for transportation	50 511	88 805	-5 784	133 532
	I5500	Accommodation	7 724	-116	966	8 574
	J5800	Publishing activities	483	1 641	-223	1 900
	J6200	Information technology service activities	20 416	10 291	-847	29 860
	K6400	Financial intermediation, except insurance and pension funding	306 075	282 860	-411	588 524
	L6800	Real estate activities	124 074	-11 662	50 096	162 508
	M6900	Legal and accounting activities	140	8 789	-676	8 253
	M7000	Activities of head offices; management consultancy activities	108 876	-1 772	-3 448	103 656
	M7100	Architectural and engineering activities; technical testing and analysis	199	6 686	-23	6 862
	M7200	Scientific research and development	9 136	7 421	0	16 557
	M7300	Advertising and market research	1 701	-1 093	329	937
	M7400	Other professional, scientific and technical activities	16 485	24 802	601	41 887
	N7700	Rental and leasing activities	723	66	-144	645
	Q8600	Human health activities	17 400	30 543	0	47 943
	R9300	Sports activities and amusement and recreation activities	4 355	-1 559	2 124	4 921
	X9998	Private purchases and sales of real estate	788 427	0	0	788 427
		Finland	41 841	34 323	57 794	133 958
	C1000	Manufacture of food products	0	0	61	61
	C2300	Manufacture of other non-metallic mineral products	5 428	2 124	3 298	10 850
	C2500	Manufacture of fabricated metal products, except machinery and equipment	4 739	7 582	243	12 564
	G4600	Wholesale trade, except of motor vehicles and motorcycles	2 595	6 233	8 887	17 716
	M7100	Architectural and engineering activities; technical testing and analysis	1 097	1 521	-1 089	1 529
	N7700	Rental and leasing activities	6 054	-10 959	27 681	22 777
	N7900	Travel agency, tour operator and other reservation service and related activities	81	2 762	0	2 843
	X9998	Private purchases and sales of real estate	1 626	0	0	1 626
		Sweden	608 403	583 719	207 949	1 400 071
	C1000	Manufacture of food products	6 865	-33	3 599	10 431
	C1300	Manufacture of textiles	1 277	-641	1 169	1 804
	C2000	Manufacture of chemicals and chemical products	11 932	10 631	65	22 627
	C2400	Manufacture of basic metals	67 309	79 892	-41 584	105 617
	C2500	Manufacture of fabricated metal products, except machinery and equipment	29 156	19 196	54 509	102 862
	C2700	Manufacture of electrical equipment	2 649	19 083	-600	21 132
	C2900	Manufacture of motor vehicles, trailers and semi-trailers	310	10 616	3 327	14 253
	C3100	Manufacture of furniture	33 299	1 385	13 611	48 294
	F4200	Civil engineering	65 926	409 815	-989	474 752
	G4600	Wholesale trade, except of motor vehicles and motorcycles	67 782	2 092	17 888	87 762
	H5100	Air transport	1 385	3 360	0	4 745
	I5500	Accommodation	109	180	0	289
	J6100	Telecommunications	20 804	22 324	0	43 128
	J6200	Information technology service activities	1 034	0	0	1 034
	K6400	Financial intermediation, except insurance and pension funding	26 758	-5 189	120 485	142 055
	K6500	Insurance, reinsurance and pension funding, except compulsory social security	0	0	0	0
	L6800	Real estate activities	36 340	-11 928	51 499	75 911
	M7000	Activities of head offices; management consultancy activities	0	19 913	14	19 927
	X9998	Private purchases and sales of real estate	32 774	0	0	32 774
		United Kingdom	1 983 585	-287 473	-28 756	1 667 356
	B0800	Other mining and quarrying	0	0	-51 869	-51 869
	C1000	Manufacture of food products	57 412	-5 208	12 307	64 510
	C1100	Manufacture of beverages	62 706	-14 969	15 776	63 513
	C1300	Manufacture of textiles	20 289	31 084	1 955	53 329
	C1600	Manufacture of wood and of products of wood and cork, except furniture; manufacture of articles of straw and plaiting materials	4 551	6 127	0	10 678
	C2000	Manufacture of chemicals and chemical products	610	-14 896	27 136	12 850
	C2300	Manufacture of other non-metallic mineral products	104 423	203 622	-7 944	300 101

3. FDI POSITIONS IN THE CZECH REPUBLIC As Of 31 December 2009

3.51. Economic zones - countries and activities (NACE Rev. 2)

USD thousand

Code	NACE Rev.2	Contents	Equity capital	Reinvested earnings	Other capital	Total
	C2400	Manufacture of basic metals	64 748	-31 386	22 436	55 798
	C2500	Manufacture of fabricated metal products, except machinery and equipment	55 014	41 597	19 036	115 646
	C2600	Manufacture of computer, electronic and optical products	157 312	-768 384	774 086	163 013
	C2700	Manufacture of electrical equipment	202 272	21 768	-82 916	141 125
	C2800	Manufacture of machinery and equipment n.e.c.	48 670	19 871	36 412	104 953
	C2900	Manufacture of motor vehicles, trailers and semi-trailers	5	2 985	1 191	4 182
	C3100	Manufacture of furniture	5 054	-75 113	81 130	11 072
	C3200	Other manufacturing	2 259	473	0	2 733
	E3800	Waste collection, treatment and disposal activities; materials recovery	54	-4 482	-20 035	-24 462
	F4200	Civil engineering	74	951	0	1 025
	F4300	Specialized construction activities	15 273	18 510	384	34 167
	G4500	Wholesale and retail trade and repair of motor vehicles and motorcycles	4 409	8 229	-35 001	-22 362
	G4600	Wholesale trade, except of motor vehicles and motorcycles	276 015	9 596	-137 990	147 622
	G4700	Retail trade, except of motor vehicles and motorcycles	127 809	-45 907	199 463	281 366
	H5100	Air transport	2 014	991	0	3 006
	I5500	Accommodation	66 068	-1 635	-171 468	-107 035
	I5600	Food and beverage service activities	20 288	-587	-962	18 739
	J5800	Publishing activities	338	134	0	473
	J6100	Telecommunications	13 576	-29 854	-982 205	-998 483
	J6200	Information technology service activities	6 030	3 101	789	9 919
	J6300	Information service activities	3	21	64	88
	K6400	Financial intermediation, except insurance and pension funding	39 295	189 344	132 912	361 552
	K6500	Insurance, reinsurance and pension funding, except compulsory social security	21 661	-1 039	-614	20 009
	K6600	Other financial activities	5 155	6 777	-3 687	8 244
	L6800	Real estate activities	140 616	-1 229	123 554	262 941
	M6900	Legal and accounting activities	246	1 049	-28	1 267
	M7000	Activities of head offices; management consultancy activities	142 693	45 299	-7 350	180 642
	M7100	Architectural and engineering activities; technical testing and analysis	10 508	3 051	2 441	16 000
	M7300	Advertising and market research	4 162	7 649	77	11 887
	M7400	Other professional, scientific and technical activities	21 193	-3 170	1 021	19 043
	N7700	Rental and leasing activities	11 161	10 079	-2 553	18 687
	N7800	Employment activities	223	0	1 458	1 681
	N8200	Office administrative, office support and other business support activities	0	-673	3 383	2 710
	Q8600	Human health activities	0	340	0	340
	X9998	Private purchases and sales of real estate	195 978	0	0	195 978
IS		Iceland	5 131	7 463	-9	12 585
	H5100	Air transport	3 177	7 706	0	10 883
LI		Liechtenstein	531 393	-257 633	13 865	287 626
	C2300	Manufacture of other non-metallic mineral products	5 336	-4 217	1 045	2 164
	K6400	Financial intermediation, except insurance and pension funding	253 884	-30 256	0	223 628
	Q8600	Human health activities	881	160	0	1 041
	R9200	Gambling and betting activities	0	12 194	0	12 194
	R9300	Sports activities and amusement and recreation activities	0	-90 289	0	-90 289
NO		Norway	92 284	28 715	25 706	146 704
	C1000	Manufacture of food products	41 332	36 243	4 866	82 441
	C1300	Manufacture of textiles	0	0	-70	-70
	C2400	Manufacture of basic metals	6 908	187	0	7 094
	C2500	Manufacture of fabricated metal products, except machinery and equipment	5 444	-2 938	157	2 664
	C3100	Manufacture of furniture	0	0	-94	-94
	G4600	Wholesale trade, except of motor vehicles and motorcycles	2 799	3 405	-237	5 968
	M7300	Advertising and market research	1 176	0	0	1 176
	R9300	Sports activities and amusement and recreation activities	0	-1 032	0	-1 032
	X9998	Private purchases and sales of real estate	7 251	0	0	7 251
CH		Switzerland	2 208 674	2 797 691	1 108 064	6 114 429
	C1000	Manufacture of food products	119 246	51 277	-12 763	157 760
	C1300	Manufacture of textiles	7 911	-3 305	115	4 721
	C1400	Manufacture of wearing apparel	23 173	-17 192	864	6 846
	C1600	Manufacture of wood and of products of wood and cork, except furniture; manufacture of articles of straw and plaiting materials	9 758	14 627	-3 813	20 572
	C2000	Manufacture of chemicals and chemical products	2 280	10 281	-28 054	-15 492
	C2100	Manufacture of basic pharmaceutical products and pharmaceutical preparations	166 594	-28 672	54 329	192 251
	C2200	Manufacture of rubber and plastic products	13 580	-2 128	20 040	31 493
	C2300	Manufacture of other non-metallic mineral products	34 889	48 451	-44 756	38 584
	C2400	Manufacture of basic metals	642 928	1 869 096	21 720	2 533 744
	C2500	Manufacture of fabricated metal products, except machinery and equipment	46 965	-8 878	40 674	78 761
	C2600	Manufacture of computer, electronic and optical products	13 569	15 287	-24 886	3 970
	C2700	Manufacture of electrical equipment	75 636	39 744	12 466	127 847
	C2800	Manufacture of machinery and equipment n.e.c.	156 219	-65 540	144 473	235 152
	C2900	Manufacture of motor vehicles, trailers and semi-trailers	66 004	89 910	115 549	271 462
	C3000	Manufacture of other transport equipment	0	0	30 421	30 421
	C3200	Other manufacturing	11 191	142 179	4 519	157 888
	D3500	Electricity, gas, steam and air conditioning supply	157 418	222 329	121 209	500 956
	F4200	Civil engineering	273	8 946	0	9 219
	F4300	Specialized construction activities	2 055	35	0	2 090
	G4500	Wholesale and retail trade and repair of motor vehicles and motorcycles	13 764	41 628	199	55 591
	G4600	Wholesale trade, except of motor vehicles and motorcycles	113 718	99 073	60 133	272 924
	G4700	Retail trade, except of motor vehicles and motorcycles	20 923	-5 205	316 093	331 811
	H5100	Air transport	1 007	496	0	1 503

3. FDI POSITIONS IN THE CZECH REPUBLIC As Of 31 December 2009

3.51. Economic zones - countries and activities (NACE Rev. 2)

USD thousand

Code	NACE Rev.2	Contents	Equity capital	Reinvested earnings	Other capital	Total
	H5200	Warehousing and support activities for transportation	29 294	-8 411	0	20 884
	I5500	Accommodation	11 628	-5 904	1 305	7 029
	J6200	Information technology service activities	3 931	34	2	3 967
	K6400	Financial intermediation, except insurance and pension funding	0	0	81 703	81 703
	K6500	Insurance, reinsurance and pension funding, except compulsory social security	42 038	22 252	-104	64 187
	K6600	Other financial activities	1 738	628	21 148	23 514
	L6800	Real estate activities	118 583	-18 768	148 424	248 240
	M7000	Activities of head offices; management consultancy activities	527	-337	-98	92
	M7100	Architectural and engineering activities; technical testing and analysis	21 704	36 731	569	59 005
	M7200	Scientific research and development	0	10 362	0	10 362
	M7300	Advertising and market research	965	289	6 186	7 440
	M7400	Other professional, scientific and technical activities	3 239	10 838	216	14 293
	N7700	Rental and leasing activities	3 280	-26 940	4 000	-19 660
	N7900	Travel agency, tour operator and other reservation service and related activities	2 473	-532	2 118	4 060
	X9998	Private purchases and sales of real estate	178 622	0	0	178 622
E2		OTHER EUROPEAN COUNTRIES	371 559	-71 764	154 706	454 501
	C2100	Manufacture of basic pharmaceutical products and pharmaceutical preparations	0	0	3 469	3 469
BY		Belarus	3 552	-42	-7	3 503
	X9998	Private purchases and sales of real estate	3 422	0	0	3 422
GG		Guernsey	29 908	-32 236	6 304	3 975
	C2200	Manufacture of rubber and plastic products	2 265	-1 572	0	693
	C2800	Manufacture of machinery and equipment n.e.c.	459	1 421	0	1 880
	G4600	Wholesale trade, except of motor vehicles and motorcycles	12 647	-25 517	0	-12 870
	G4700	Retail trade, except of motor vehicles and motorcycles	516	0	0	516
	L6800	Real estate activities	8 972	-6 322	6 304	8 954
	M7000	Activities of head offices; management consultancy activities	3 559	50	0	3 609
	M7100	Architectural and engineering activities; technical testing and analysis	1 380	-297	0	1 083
	P8500	Education	109	0	0	109
GI		Gibraltar	18 515	-8 161	7 675	18 029
	G4600	Wholesale trade, except of motor vehicles and motorcycles	523	385	0	908
	L6800	Real estate activities	13 009	-5 177	5 000	12 831
	N7700	Rental and leasing activities	0	0	-49	-49
IM		Isle of Man	29 788	-6 107	-234	23 447
	C1000	Manufacture of food products	0	-1 120	-505	-1 625
	L6800	Real estate activities	29 788	-5 511	271	24 548
JE		Jersey	18 342	5 614		23 956
	K6400	Financial intermediation, except insurance and pension funding	20 412	-11 208	0	9 204
	L6800	Real estate activities	-2 457	18 111	0	15 654
	R9300	Sports activities and amusement and recreation activities	0	-893	0	-893
HR		Croatia	5 076	-1 949	-587	2 540
	C2300	Manufacture of other non-metallic mineral products	0	0	-30	-30
MK		Macedonia, the Former Yugoslav Republic of	590			590
RU		Russian Federation	248 401	-29 107	129 504	348 798
	C2400	Manufacture of basic metals	0	0	-802	-802
	C2500	Manufacture of fabricated metal products, except machinery and equipment	0	996	-4 974	-3 978
	C2600	Manufacture of computer, electronic and optical products	1 045	1 310	0	2 355
	C2800	Manufacture of machinery and equipment n.e.c.	923	1 223	16 438	18 584
	C2900	Manufacture of motor vehicles, trailers and semi-trailers	0	0	-396	-396
	C3300	Repair and installation of machinery and equipment	22 321	-18 841	125 726	129 207
	G4600	Wholesale trade, except of motor vehicles and motorcycles	10 708	14 364	559	25 631
	G4700	Retail trade, except of motor vehicles and motorcycles	1 402	-208	134	1 328
	H5200	Warehousing and support activities for transportation	0	0	26	26
	I5500	Accommodation	14 177	-1 845	1 076	13 408
	K6400	Financial intermediation, except insurance and pension funding	32 666	-1 449	0	31 216
	L6800	Real estate activities	65 858	-14 295	27 163	78 726
	Q8600	Human health activities	16 796	-2 738	2 680	16 738
	R9200	Gambling and betting activities	3 192	-58	0	3 133
	X9998	Private purchases and sales of real estate	70 530	0	0	70 530
TR		Turkey	4 728	-2 637	-2 670	-580
	G4600	Wholesale trade, except of motor vehicles and motorcycles	44	320	-21	343
	M7000	Activities of head offices; management consultancy activities	0	0	-530	-530
	R9200	Gambling and betting activities	4 684	-2 912	0	1 772
UA		Ukraine	8 638	-604	14 639	22 673
	C1300	Manufacture of textiles	0	0	3	3
	C2500	Manufacture of fabricated metal products, except machinery and equipment	408	9	-583	-166
	C2700	Manufacture of electrical equipment	0	0	-1 390	-1 390
	X9998	Private purchases and sales of real estate	4 415	0	0	4 415
RS		Serbia	3 301		-3 443	-142
	X9998	Private purchases and sales of real estate	3 301	0	0	3 301
E4		AFRICA	68 898	-75 076	1 079	-5 098
MA		Morocco			-455	-455
	C2100	Manufacture of basic pharmaceutical products and pharmaceutical preparations	0	0	-455	-455
GN		Guinea	9 582	-3 916		5 666
	G4600	Wholesale trade, except of motor vehicles and motorcycles	9 582	-3 916	0	5 666
ZA		South Africa	3 125		-650	2 474
	C2000	Manufacture of chemicals and chemical products	0	0	2	2
	C2300	Manufacture of other non-metallic mineral products	0	0	-1	-1
	C2900	Manufacture of motor vehicles, trailers and semi-trailers	0	0	-593	-593

3. FDI POSITIONS IN THE CZECH REPUBLIC As Of 31 December 2009

3.51. Economic zones - countries and activities (NACE Rev. 2)

USD thousand

Code	NACE Rev.2	Contents	Equity capital	Reinvested earnings	Other capital	Total
MU	X9998	Private purchases and sales of real estate	3 125	0	0	3 125
		Mauritius	6 618	-6 447		171
SC	M7000	Activities of head offices; management consultancy activities	6 618	-6 447	0	171
		Seychelles	49 508	-66 145	3 883	-12 755
	C2600	Manufacture of computer, electronic and optical products	3 580	-4 850	3 368	2 098
	G4600	Wholesale trade, except of motor vehicles and motorcycles	2 414	-1 077	0	1 337
	G4700	Retail trade, except of motor vehicles and motorcycles	1 069	-9	0	1 060
	L6800	Real estate activities	871	-29 911	387	-28 653
	N8200	Office administrative, office support and other business support activities	0	-86	128	42
E7		AMERICA	2 689 112	1 949 107	139 725	4 777 944
E8		NORTH AMERICAN COUNTRIES	2 294 319	2 032 574	98 068	4 424 961
CA		Canada	269 771	36 336	-398	305 709
	C2900	Manufacture of motor vehicles, trailers and semi-trailers	7 357	-5 859	87	1 585
	D3500	Electricity, gas, steam and air conditioning supply	109	-67	0	42
	K6400	Financial intermediation, except insurance and pension funding	27 438	-17 951	0	9 486
	X9998	Private purchases and sales of real estate	85 293	0	0	85 293
US		United States	2 024 549	1 996 238	98 466	4 119 252
	C1100	Manufacture of beverages	109	0	-2 450	-2 341
	C1800	Printing and reproduction of recorded media	16 877	1 801	25 870	44 548
	C2000	Manufacture of chemicals and chemical products	24 597	7 304	2 420	34 321
	C2300	Manufacture of other non-metallic mineral products	0	0	-52 214	-52 214
	C2400	Manufacture of basic metals	4 281	3 041	274	7 596
	C2500	Manufacture of fabricated metal products, except machinery and equipment	31 813	66 997	7 617	106 426
	C2600	Manufacture of computer, electronic and optical products	9 180	-363	1 974	10 791
	C2700	Manufacture of electrical equipment	4 576	4 610	-17 610	-8 424
	C2800	Manufacture of machinery and equipment n.e.c.	35 571	-10 305	25 432	50 697
	C2900	Manufacture of motor vehicles, trailers and semi-trailers	92 956	10 617	1 307	104 880
	E3700	Sewerage	871	-399	0	472
	G4500	Wholesale and retail trade and repair of motor vehicles and motorcycles	3 169	6 457	0	9 626
	G4600	Wholesale trade, except of motor vehicles and motorcycles	93 892	71 875	-7 955	157 813
	G4700	Retail trade, except of motor vehicles and motorcycles	18 200	-8 216	831	10 815
	H5200	Warehousing and support activities for transportation	1 742	14 797	465	17 005
	I5600	Food and beverage service activities	69 399	2 493	5 584	77 476
	J5800	Publishing activities	33 905	7 188	1 255	42 349
	J6100	Telecommunications	7 612	6 218	16 321	30 151
	J6200	Information technology service activities	3 004	42 225	-19 549	25 680
	K6400	Financial intermediation, except insurance and pension funding	438 797	1 419 549	-392	1 857 954
	L6800	Real estate activities	754 113	29 722	-1 325	782 510
	M7000	Activities of head offices; management consultancy activities	21 727	-518	143	21 352
	M7300	Advertising and market research	3 935	3 078	16 694	23 707
	N8000	Security and investigation activities	120	206	-245	81
	R9300	Sports activities and amusement and recreation activities	109	0	0	109
	X9998	Private purchases and sales of real estate	180 514	0	0	180 514
E9		CENTRAL AMERICAN COUNTRIES	355 406	-92 339	58 797	321 863
BS		Bahamas	1 475	-716		760
BZ		Belize	21 968	-9 041	-4 883	8 044
	A0100	Crop and animal production, hunting and related service activities	12 767	-832	-5 541	6 394
	A0200	Forestry and logging	5 172	-7 054	217	-1 665
	M7000	Activities of head offices; management consultancy activities	0	13	0	13
	Q8600	Human health activities	3 904	519	0	4 423
BM		Bermuda	2 461	5 527	-98	7 889
VG		Virgin Islands, British	189 233	-53 974	33 428	168 688
	C1000	Manufacture of food products	22 466	4 112	0	26 578
	C1300	Manufacture of textiles	10 099	426	4 845	15 370
	C1600	Manufacture of wood and of products of wood and cork, except furniture; manufacture of articles of straw and plaiting materials	7 183	-4 991	0	2 193
	C1700	Manufacture of paper and paper products	305	-2 219	0	-1 914
	C2500	Manufacture of fabricated metal products, except machinery and equipment	3 267	2 528	0	5 795
	C2800	Manufacture of machinery and equipment n.e.c.	4 268	-2 958	0	1 310
	G4600	Wholesale trade, except of motor vehicles and motorcycles	12 267	165	0	12 432
	K6400	Financial intermediation, except insurance and pension funding	5 834	-5 065	0	768
	K6600	Other financial activities	54	-59	0	-5
	L6800	Real estate activities	102 311	-37 522	23 643	88 432
	M7000	Activities of head offices; management consultancy activities	1 742	-291	0	1 451
KY		Cayman Islands	78 247	-9 650	220	68 817
	C2300	Manufacture of other non-metallic mineral products	27 053	-8 643	0	18 410
	G4600	Wholesale trade, except of motor vehicles and motorcycles	27 958	-1 007	0	26 951
	L6800	Real estate activities	23 237	0	0	23 237
MX		Mexico	548	90	25 212	25 850
	C2900	Manufacture of motor vehicles, trailers and semi-trailers	0	0	20 457	20 457
	X9998	Private purchases and sales of real estate	478	0	0	478
PA		Panama	18 859	-4 867	4 258	18 249
	G4600	Wholesale trade, except of motor vehicles and motorcycles	2 074	131	569	2 774
	L6800	Real estate activities	9 928	-1 119	1 034	9 843
VC		St Vincent and the Grenadines	42 134	-38 648	-218	3 268
	H4900	Land transport and transport via pipelines	7 619	-397	0	7 222
	I5600	Food and beverage service activities	327	-3 363	0	-3 036
	J5800	Publishing activities	109	0	0	109

3. FDI POSITIONS IN THE CZECH REPUBLIC
As Of 31 December 2009

3.51. Economic zones - countries and activities (NACE Rev. 2)

USD thousand

Code	NACE Rev.2	Contents	Equity capital	Reinvested earnings	Other capital	Total
	L6800	Real estate activities	14 600	-6 802	0	7 797
F1		SOUTH AMERICAN COUNTRIES	39 387	8 872	-17 140	31 119
AR		Argentina	1 894			1 894
BR		Brazil	26 602	10 651	-17 122	20 131
	C2500	Manufacture of fabricated metal products, except machinery and equipment	24 530	9 994	-377	34 147
	C2900	Manufacture of motor vehicles, trailers and semi-trailers	0	0	-493	-493
	K6600	Other financial activities	0	0	-16 143	-16 143
	X9998	Private purchases and sales of real estate	2 072	0	0	2 072
GY		Guyana	5 263	-1 811		3 451
	L6800	Real estate activities	5 263	-1 811	0	3 451
CL		Chile	2 643		-17	2 626
VE		Venezuela	2 984	33		3 017
F2		ASIA	2 786 555	-603 533	777 468	2 960 490
F3		NEAR AND MIDDLE EAST COUNTRIES	37 008	20 921	30 049	87 979
	C2500	Manufacture of fabricated metal products, except machinery and equipment	0	0	7	7
	X9998	Private purchases and sales of real estate	15 179	0	0	15 179
	M7000	Activities of head offices; management consultancy activities	9 278	15 760	0	25 038
AZ		Azerbaijan	1 097			1 097
	X9998	Private purchases and sales of real estate	1 097	0	0	1 097
GE		Georgia	482			482
	X9998	Private purchases and sales of real estate	482	0	0	482
F6		OTHER ASIAN COUNTRIES	2 749 547	-624 455	747 419	2 872 511
CN		China	33 970	-14 998	34 866	53 838
	C1000	Manufacture of food products	16 877	-3 045	-599	13 233
	C2500	Manufacture of fabricated metal products, except machinery and equipment	0	0	-668	-668
	C2600	Manufacture of computer, electronic and optical products	10 603	-10 524	48 137	48 216
	C2800	Manufacture of machinery and equipment n.e.c.	109	-386	-9 635	-9 912
	C2900	Manufacture of motor vehicles, trailers and semi-trailers	0	0	-2 498	-2 498
	G4600	Wholesale trade, except of motor vehicles and motorcycles	4 340	-469	11	3 882
	X9998	Private purchases and sales of real estate	1 034	0	0	1 034
HK		Hong Kong	22 710	-7 362	18 826	34 173
	C2600	Manufacture of computer, electronic and optical products	0	0	9 967	9 967
	C2700	Manufacture of electrical equipment	0	0	-229	-229
	L6800	Real estate activities	10 729	-9 297	9 295	10 727
IN		India	11 961	-22 148	78 281	68 094
	C2900	Manufacture of motor vehicles, trailers and semi-trailers	8	-27 987	53 659	25 680
	X9998	Private purchases and sales of real estate	812	0	0	812
JP		Japan	1 487 279	-142 417	307 683	1 652 545
	C2000	Manufacture of chemicals and chemical products	25 480	30 875	15 926	72 280
	C2100	Manufacture of basic pharmaceutical products and pharmaceutical preparations	27 848	-1 008	0	26 841
	C2200	Manufacture of rubber and plastic products	25 763	42 909	184	68 856
	C2400	Manufacture of basic metals	20 563	6 689	694	27 946
	C2600	Manufacture of computer, electronic and optical products	208 770	-110 848	140 854	238 776
	C2700	Manufacture of electrical equipment	152 066	-44 067	401	108 400
	C2800	Manufacture of machinery and equipment n.e.c.	514 787	-108 171	27 502	434 117
	C2900	Manufacture of motor vehicles, trailers and semi-trailers	370 323	47 123	101 244	518 690
	G4500	Wholesale and retail trade and repair of motor vehicles and motorcycles	11 841	24 226	33	36 101
	L6800	Real estate activities	3 851	-55	0	3 796
KZ		Kazakhstan	10 961	-8 378	19 113	21 696
	X9998	Private purchases and sales of real estate	3 911	0	0	3 911
KR		Korea, Republic of (South Korea)	1 032 056	-303 953	90 756	818 858
	C2600	Manufacture of computer, electronic and optical products	80	-11	11 308	11 378
	C2900	Manufacture of motor vehicles, trailers and semi-trailers	942 494	-286 080	69 295	725 709
KG		Kyrgyzstan	1 894			1 894
	X9998	Private purchases and sales of real estate	1 894	0	0	1 894
MY		Malaysia	17 194	-4 551	50 033	62 676
	C2300	Manufacture of other non-metallic mineral products	0	0	-442	-442
TH		Thailand			896	896
	C2500	Manufacture of fabricated metal products, except machinery and equipment	0	0	118	118
UZ		Uzbekistan	1 114			1 114
	X9998	Private purchases and sales of real estate	1 114	0	0	1 114
F7		OCEANIA AND POLAR REGIONS	40 143	-1 048	34	39 129
AU		Australia	36 368	-1 058	3	35 312
	X9998	Private purchases and sales of real estate	36 012	0	0	36 012
MH		Marshall Islands	109	-78		31
	L6800	Real estate activities	109	-78	0	31
NZ		New Zealand	2 457	88		2 544
A8		OECD	61 825 685	46 807 306	10 950 111	119 583 101

3. FDI POSITIONS IN THE CZECH REPUBLIC As Of 31 December 2009

3.6. Economic zones total

USD thousand

Code	Contents	Equity capital	Reinvested earnings	Other capital	Total
A1	World	66 122 223	47 341 659	12 363 502	125 827 384
	<i>of which</i>				
D3	European Union	57 272 161	43 566 323	10 206 965	111 045 450
A5	EFTA (European Free Trade Association)	2 837 481	2 576 237	1 147 626	6 561 344
E2	Other European countries (not EU nor EFTA)	371 559	-71 764	154 706	454 501
E4	Africa	68 898	-75 076	1 079	-5 098
E8	North American countries	2 294 319	2 032 574	98 068	4 424 961
E9	Central American countries	355 406	-92 339	58 797	321 863
F1	South American countries	39 387	8 872	-17 140	31 119
F3	Near and Middle East countries	37 008	20 921	30 049	87 979
F6	Other Asian countries	2 749 547	-624 455	747 419	2 872 511
F7	Oceania and Polar regions	40 143	-1 048	34	39 129
A8	OECD	61 825 685	46 807 306	10 950 111	119 583 101

3. FDI POSITIONS IN THE CZECH REPUBLIC As Of 31 December 2009

3.7. Regions

USD thousand

Code	Contents	Equity capital	Reinvested earnings	Other capital	Total
CZ	TOTAL	66 122 223	47 341 659	12 363 502	125 827 384
CZ011	Capital city of Prague	35 164 175	22 365 433	7 000 650	64 530 257
CZ021	Region Středočeský	5 236 012	8 260 814	1 413 900	14 910 726
CZ0210	Not allocated - Region Středočeský	284 034	0	0	284 034
CZ0211	District Benešov	76 494	-7 796	37 880	106 578
CZ0212	District Beroun	490 431	703 743	67 418	1 261 592
CZ0213	District Kladno	473 075	472 812	553 813	1 499 700
CZ0214	District Kolín	572 230	191 105	295 745	1 059 080
CZ0215	District Kutná Hora	259 408	191 529	7 101	458 038
CZ0216	District Mělník	232 702	235 198	187 332	655 232
CZ0217	District Mladá Boleslav	1 424 820	5 356 774	-617 219	6 164 375
CZ0218	District Nymburk	78 387	86 224	3 968	168 579
CZ0219	District Praha-východ	698 483	837 570	850 895	2 386 948
CZ021A	District Praha-západ	348 080	25 298	77 708	451 086
CZ021B	District Příbram	128 297	42 581	-15 032	155 846
CZ021C	District Rakovník	169 570	125 774	-35 709	259 635
CZ031	Region Jihočeský	2 614 723	1 484 081	428 050	4 526 854
CZ0310	Not allocated - Region Jihočeský	120 363	0	0	120 363
CZ0311	District České Budějovice	1 857 142	1 282 115	103 528	3 242 786
CZ0312	District Český Krumlov	150 322	92 128	14 097	256 547
CZ0313	District Jindřichův Hradec	96 185	81 793	14 848	192 826
CZ0314	District Písek	191 890	-70 255	213 169	334 804
CZ0315	District Prachatice	14 680	28 934	2 679	46 293
CZ0316	District Strakonice	54 989	6 791	29 132	90 913
CZ0317	District Tábor	129 151	62 575	50 597	242 323
CZ032	Region Plzeňský	2 245 673	848 726	793 062	3 887 461
CZ0320	Not allocated - Region Plzeňský	98 223	0	0	98 223
CZ0321	District Domažlice	39 988	40 578	30 970	111 536
CZ0322	District Klatovy	106 787	42 925	23 584	173 296
CZ0323	District Plzeň-město	1 510 126	417 785	628 264	2 556 175
CZ0324	District Plzeň-jih	158 747	119 096	40 595	318 438
CZ0325	District Plzeň-sever	115 480	111 751	-24 477	202 753
CZ0326	District Rokycany	60 288	89 925	2 570	152 783
CZ0327	District Tachov	156 035	26 667	91 556	274 257
CZ041	Region Karlovarský	670 839	394 846	141 924	1 207 609
CZ0410	Not allocated - Region Karlovarský	136 348	0	0	136 348
CZ0411	District Cheb	156 440	43 094	28 476	228 009
CZ0412	District Karlovy Vary	227 897	310 466	37 345	575 708
CZ0413	District Sokolov	150 154	41 286	76 103	267 544
CZ042	Region Ústecký	2 429 072	2 692 801	533 094	5 654 967
CZ0420	Not allocated - Region Ústecký	79 165	0	0	79 165
CZ0421	District Děčín	144 724	159 454	65 883	370 060
CZ0422	District Chomutov	300 612	208 783	50 339	559 734
CZ0423	District Litoměřice	254 044	138 350	121 417	513 812
CZ0424	District Louny	367 971	-171 645	116 018	312 344
CZ0425	District Most	571 316	1 429 786	95 624	2 096 725
CZ0426	District Teplice	392 816	373 234	-16 403	749 646
CZ0427	District Ústí nad Labem	318 424	554 840	100 217	973 481
CZ051	Region Liberecký	1 667 246	629 536	882 062	3 178 843
CZ0510	Not allocated - Region Liberecký	91 116	0	0	91 116
CZ0511	District Česká Lípa	156 782	415 394	587 546	1 159 721
CZ0512	District Jablonec n.Nisou	474 543	66 721	174 018	715 282
CZ0513	District Liberec	791 165	-20 795	73 499	843 869
CZ0514	District Semily	153 641	168 216	46 998	368 855

3. FDI POSITIONS IN THE CZECH REPUBLIC As Of 31 December 2009

3.7. Regions

USD thousand

Code	Contents	Equity capital	Reinvested earnings	Other capital	Total
CZ052	Region Královéhradecký	882 029	962 670	119 917	1 964 616
CZ0520	Not allocated - Region Královéhradecký	76 263	0	0	76 263
CZ0521	District Hradec Králové	285 700	345 887	85 760	717 347
CZ0522	District Jičín	163 225	381 537	-198 633	346 130
CZ0523	District Náchod	174 440	-34 852	83 946	223 534
CZ0524	District Rychnov nad Kněžnou	88 405	181 140	22 539	292 083
CZ0525	District Trutnov	93 996	88 958	126 305	309 259
CZ053	Region Pardubický	1 295 201	1 240 744	-383 482	2 152 463
CZ0530	Not allocated - Region Pardubický	45 061	0	0	45 061
CZ0531	District Chrudim	58 679	87 047	92 961	238 687
CZ0532	District Pardubice	512 806	553 978	-19 979	1 046 804
CZ0533	District Svitavy	284 483	124 029	-71 535	336 977
CZ0534	District Ústí nad Orlicí	394 174	475 691	-384 929	484 935
CZ061	Region Vysočina	2 045 191	-37 370	1 166 033	3 173 853
CZ0610	Not allocated - Region Vysočina	53 681	0	0	53 681
CZ0611	District Havlíčkův Brod	173 776	142 438	7 219	323 433
CZ0612	District Jihlava	503 282	283 517	205 619	992 418
CZ0613	District Pelhřimov	1 127 993	-756 938	857 304	1 228 360
CZ0614	District Třebíč	43 935	80 485	48 470	172 891
CZ0615	District Žďár nad Sázavou	142 523	213 127	47 420	403 070
CZ062	Region Jihomoravský	4 603 453	1 615 936	1 048 985	7 268 375
CZ0620	Not allocated - Region Jihomoravský	270 810	0	0	270 810
CZ0621	District Blansko	610 435	-347 706	66 526	329 255
CZ0622	District Brno-město	2 452 013	1 233 903	384 977	4 070 894
CZ0623	District Brno-venkov	587 749	244 685	372 168	1 204 602
CZ0624	District Břeclav	266 617	5 542	-873	271 286
CZ0625	District Hodonín	168 806	35 761	16 105	220 671
CZ0626	District Vyškov	129 488	243 467	139 737	512 691
CZ0627	District Znojmo	117 536	200 284	70 346	388 166
CZ071	Region Olomoucký	1 007 965	704 927	105 476	1 818 368
CZ0710	Not allocated - Region Olomoucký	65 934	0	0	65 934
CZ0711	District Jeseník	34 379	22 811	0	57 189
CZ0712	District Olomouc	365 249	189 212	-48 913	505 548
CZ0713	District Prostějov	268 557	13 277	-22 144	259 691
CZ0714	District Přerov	107 578	131 158	32 919	271 656
CZ0715	District Šumperk	166 268	348 469	143 613	658 351
CZ072	Region Zlínský	1 000 067	1 226 890	-74 434	2 152 523
CZ0720	Not allocated - Region Zlínský	90 566	0	0	90 566
CZ0721	District Kroměříž	23 613	18 539	10 000	52 152
CZ0722	District Uherské Hradiště	177 045	168 683	18 044	363 772
CZ0723	District Vsetín	254 743	114 582	122 920	492 245
CZ0724	District Zlín	454 101	925 086	-225 398	1 153 788
CZ081	Region Moravskoslezský	5 260 576	4 951 625	-811 735	9 400 466
CZ0810	Not allocated - Region Moravskoslezský	98 168	0	0	98 168
CZ0811	District Bruntál	128 697	9 596	44 036	182 330
CZ0812	District Frýdek-Místek	357 018	765 439	-64 550	1 057 907
CZ0813	District Karviná	119 739	236 586	63 644	419 969
CZ0814	District Nový Jičín	183 045	153 639	106 900	443 584
CZ0815	District Opava	180 076	462 123	-44 557	597 641
CZ0816	District Ostrava-město	4 193 833	3 324 243	-917 208	6 600 868

4.1. FDI OUTWARD FLOWS in 2009

Economic sectors - activities

USD thousand

Code	NACE Rev.1	Contents	Equity capital	Reinvested earnings	Other capital	Total
1495	10-14	MINING AND QUARRYING	4 933	-23 657	6 881	-11 843
-		<i>of which</i>				
1100	11	Extraction of petroleum and gas	4 933	-9 709	0	-4 776
-						
3995	15-37	MANUFACTURING	-18 363	-75 030	-70 124	-163 517
-		<i>of which</i>				
1605	15-16	Food products	-13 054	75	-41 634	-54 613
1805	17-18	Textiles and wearing apparel	1 193	-9 792	6 709	-1 889
2205	20-22	Wood, publishing and printing	1 112	-7 755	-1 660	-8 304
2300	23	Refined petroleum and other treatments	0	0	0	0
2400	24	Chemicals products	4 428	-9 220	-14 422	-19 214
-		<i>of which</i>				
2423	2423	Pharmaceutical, medicinal chemical and botanical products	0	-7 742	-12 207	-19 948
2500	25	Rubber and plastic products	0	3 664	-4 105	-442
2600	26	Manufacture of other non-metallic mineral products	-9 329	-24 377	-1 321	-35 027
2805	27-28	Metal products	-3 866	-10 083	-2 339	-16 288
2900	29	Mechanical products	114	2 251	-2 052	313
3000	30	Office machinery and computers	0	0	0	0
3100	31	Manufacture of electrical machinery and apparatus n.e.c.	0	-1 135	734	-401
3200	32	Radio, TV, communication equipments	0	-228	-259	-487
3300	33	Manufacture of medical, precision and optical instruments, watches and clocks	676	-2 376	-2 794	-4 494
3400	34	Motor vehicles	0	-30 079	6 337	-23 743
3500	35	Other transport equipments	0	69	-2 438	-2 369
-		<i>of which</i>				
3530	3530	Manufacture of aircraft and spacecraft	0	69	0	69
-						
4195	40-41	ELECTRICITY, GAS AND WATER	1 073 576	157 646	225 765	1 456 987
-						
5095	50-99	TOTAL SERVICES	-707 156	406 395	-59 384	-360 145
5295	50-52	TRADE AND REPAIRS	-49 893	-90 260	-10 645	-150 798
5000	50	Trade and repair of motor vehicles	0	-1 947	-33 046	-34 994
5100	51	Wholesale trade	-55 111	-76 053	26 437	-104 727
5200	52	Retail trade	5 218	-12 260	-4 036	-11 078
5500	55	HOTELS AND RESTAURANTS	0	0	-298	-298
6495	60-64	TRANSPORT AND COMMUNICATION	-9 374	-41 860	-23 229	-74 464
6395	60-63	Transport and storage	-16 968	976	-8 379	-24 370
6400	64	Post and telecommunications	7 593	-42 837	-14 851	-50 094
6410	641	Post and courier activities	0	0	0	0
6420	642	Telecommunications	7 593	-42 837	-14 851	-50 094
6895	65-67	FINANCIAL INTERMEDIATION	-511 136	5 633	25 630	-479 873
6500	65	Financial intermediation, except insurance and pension funding	-444 142	-27 220	25 630	-445 732
6510	651	Monetary intermediation	-435 485	-9 725	0	-445 210
6520	652	Other financial intermediation	-8 656	-17 495	25 630	-521
-		<i>of which</i>				
6524	6524	Financial holding companies	-8 656	-17 076	27 547	1 815
7395	70-74	REAL ESTATE AND BUSINESS ACTIVITIES	-136 752	533 832	-53 104	343 976
-		<i>of which</i>				
7200	72	Computer activities	906	-2 997	784	-1 307
7400	74	Other business activities	-98 834	421 297	-15 454	307 009
-		<i>of which</i>				
7410	741	Business and management consultancy activities	-98 834	426 492	-11 635	316 024
-		<i>of which</i>				
7419	7419	Business and management consultancy activities including those of holding companies	-98 834	410 931	-12 005	300 092
7440	744	Advertising	0	-4 330	-1 075	-5 405
9995	75-99	OTHER SERVICES	0	-949	2 263	1 314
-		<i>of which</i>				
8000	80	Education	0	0	0	0
9200	92	Recreational, cultural and sporting activities	0	-1 359	1 343	-16
-						
9999	01-99	TOTAL	371 419	469 589	108 764	949 772

4.11. FDI OUTWARD FLOWS in 2009

Economic sectors - activities (NACE Rev. 2)

USD thousand

Code	NACE Rev.2	Contents	Equity capital	Reinvested earnings	Other capital	Total
B0995	05-09	MINING AND QUARRYING	4 933	-23 657	6 881	-11 843
C3395	10-33	MANUFACTURING	-18 363	-75 458	-69 484	-163 305
-		of which				
C1205	10-12	Food products, beverages and tobacco products	-13 054	109	-41 634	-54 579
C1405	13-14	Textiles and wearing apparel	1 193	-9 792	6 709	-1 889
C1805	16-18	Wood, paper, printing and reproduction	1 112	-8 217	-1 020	-8 125
C1995	19-22	Petroleum, chemicals, pharmaceutical, rubber and plastic products	4 428	-5 557	-18 527	-19 655
C2505	24-25	Basic metals and fabricated metal products	-3 866	-9 422	-1 475	-14 763
C2600	26	Computer, electronic and optical products	676	-253	-277	146
C2800	28	Manufacture of machinery and equipment n.e.c.	114	1 725	-2 754	-914
C2900	29	Manufacture of motor vehicles, trailers and semi-trailers	0	-30 300	5 850	-24 450
C3000	30	Manufacture of other transport equipment	0	0	-2 438	-2 438
C3390	15,23,27, 31-33	Other manufacturing (leather, furniture, electrical equipment, repair and installation)	-8 967	-13 751	-13 919	-36 636
D3500	35	ELECTRICITY, GAS, STEAM AND AIR CONDITIONING SUPPLY	1 073 576	157 646	225 765	1 456 987
E3995	36-39	WATER SUPPLY; SEWERAGE, WASTE MANAGEMENT AND REMEDIATION ACTIVITIES	0	376	920	1 296
X9995	45-99	TOTAL SERVICES	-707 156	381 739	-62 851	-388 268
-		of which				
G4795	45-47	WHOLESALE AND RETAIL TRADE; REPAIR OF MOTOR VEHICLES AND MOTORCYCLES	-49 994	-90 294	-10 645	-150 933
H5395	49-53	TRANSPORTATION AND STORAGE	-16 968	1 486	-8 609	-24 090
I5695	55-56	ACCOMMODATION AND FOOD SERVICE ACTIVITIES	0	0	-298	-298
J6395	58-63	INFORMATION AND COMMUNICATION	8 499	-45 663	-15 078	-52 243
K6695	64-66	FINANCIAL AND INSURANCE ACTIVITIES	-537 839	5 591	22 734	-509 514
L6800	68	REAL ESTATE ACTIVITIES	-38 824	91 219	-40 341	12 055
M7595	69-75	PROFESSIONAL, SCIENTIFIC AND TECHNICAL ACTIVITIES	-72 030	421 161	-12 304	336 827
N8295	77-82	ADMINISTRATIVE AND SUPPORT SERVICE ACTIVITIES	0	-728	-24	-751
P8500	85	EDUCATION	0	0	0	0
Q8895	86-88	HUMAN HEALTH AND SOCIAL WORK ACTIVITIES	0	34	0	34
R9395	90-93	ARTS, ENTERTAINMENT AND RECREATION	0	-1 067	1 714	647
S9695	94-96	OTHER SERVICE ACTIVITIES	0	0	0	0
X9990	84,97-99	Other services (for personal consumption)	0	0	0	0
X9997	00-99	TOTAL except for private purchases and sales of real estate	371 419	469 589	108 764	949 772
X9998		Private purchases and sales of real estate	0	0	0	0
X9999	00-99, X9998	TOTAL	371 419	469 589	108 764	949 772

The transfer of the industrial classification of economic activities from NACE Rev. 1.1. to NACE Rev. 2 is based on the CZSO Register.

4.2. FDI OUTWARD FLOWS in 2009

Economic zones - countries

USD thousand

Code	Contents	Equity capital	Reinvested earnings	Other capital	Total
A1	TOTAL WORLD	371 419	469 589	108 764	949 772
E1	EUROPE	421 441	468 146	108 208	997 795
	<i>of which</i>				
BG	Bulgaria	0	38 444	-80 561	-42 117
DK	Denmark	0	91	-611	-519
DE	Germany	20 650	-27 938	-7 762	-15 050
EE	Estonia	0	537	223	760
ES	Spain	-271	-466	-287	-1 024
FR	France	-419	-3 620	-5 312	-9 350
IT	Italy	0	1 348	-5 237	-3 889
CY	Cyprus	-50 813	72 816	10 121	32 125
LU	Luxembourg	0	4 602	0	4 602
HU	Hungary	5 229	-7 310	1 118	-963
MT	Malta	0	-16 137	962	-15 175
NL	Netherlands	-30 614	347 963	-81 902	235 448
AT	Austria	0	9 637	-696	8 941
PL	Poland	-12 102	62 566	-62 100	-11 637
RO	Romania	309 598	43 393	320 293	673 284
SI	Slovenia	0	-5 410	651	-4 759
SK	Slovakia	-480 409	-8 529	-24 564	-513 502
GB	United Kingdom	-39 975	-5 683	-1 622	-47 280
IS	Iceland	0	5	0	5
LI	Liechtenstein	0	-277	0	-277
CH	Switzerland	-27 921	-6 006	-947	-34 874
E2	Other European countries	728 321	-55 494	87 580	760 407
	<i>of which</i>				
AL	Albania	244 597	-41 307	70 578	273 868
BY	Belarus	3 210	2 350	79	5 639
RU	Russian Federation	6 400	-27 952	-3 093	-24 645
TR	Turkey	473 432	8 642	35 790	517 864
UA	Ukraine	0	2 850	-11 980	-9 130
RS	Serbia	682	1 016	-3 384	-1 685
E4	AFRICA	101	-51	798	848
	<i>of which</i>				
TN	Tunisia	0	-51	798	747
ET	Ethiopia	101	0	0	101
E7	AMERICA	-40 194	-2 527	-4 001	-46 722
E8	North American countries	219	-101	-3 626	-3 508
	<i>of which</i>				
US	United States	219	185	-2 611	-2 207
E9	Central American countries	-41 420	-1 026	-427	-42 872
	<i>of which</i>				
VG	Virgin Islands, British	-41 420	0	0	-41 420
F1	South American countries	1 007	-1 400	52	-341
	<i>of which</i>				
BR	Brazil	1 007	-1 457	52	-398
CL	Chile	0	69	0	69
PE	Peru	0	-97	0	-97
F2	ASIA	-9 930	4 021	3 760	-2 149
F3	Near and Middle East countries	-11 296	16 251	2 186	7 141
	<i>of which</i>				
AE	United Arab Emirates	0	50	-2 147	-2 097
AM	Armenia	0	-44	0	-44
GE	Georgia	-11 296	16 245	4 332	9 282
F6	Other Asian countries	1 366	-12 230	1 574	-9 290
	<i>of which</i>				
CN	China	1 039	262	6	1 307
HK	Hong Kong	0	-63	31	-32
IN	India	327	-13 666	-222	-13 561
KZ	Kazakhstan	0	1 135	654	1 789

4.2. FDI OUTWARD FLOWS in 2009

Economic zones - countries

USD thousand

Code	Contents	Equity capital	Reinvested earnings	Other capital	Total
MN	Mongolia	0	12	1 078	1 090
MM	Myanmar (Burma)	0	-19	0	-19
SG	Singapore	0	0	-21	-21
VN	Viet Nam	0	0	49	49
I4	Euro-zone 15	-61 299	389 529	-91 808	236 422
J4	Extra-euro-zone 15	432 717	80 060	200 573	713 351
D3	EU-25	-588 556	448 081	-218 158	-358 633
D5	Extra-EU-25	959 975	21 508	326 922	1 308 405
D2	EU-15	-50 461	350 637	-146 812	153 364
D4	Extra-EU-15	421 880	118 952	255 576	796 408
D8	New EU Members States 2004	-538 095	97 444	-71 346	-511 997
V1	EU-27	-278 958	529 919	21 574	272 534
V2	Extra EU-27	650 377	-60 330	87 190	677 238
A8	OECD	-92 015	398 879	-201 568	105 296
A5	EFTA	-27 921	-6 278	-947	-35 146
B1	NAFTA	219	-1 127	-4 053	-4 961
C4	Offshore financial centres	-41 420	-340	9	-41 750
A9	CEE	245 279	-41 385	66 784	270 679

4.3. FDI INWARD FLOWS in 2009

Economic sectors - activities

USD thousand

Code	NACE Rev.1	Contents	Equity capital	Reinvested earnings	Other capital	Total
0595	01-05	AGRICULTURE AND FISHING	7 194	4 418	-10 841	771
1495	10-14	MINING AND QUARRYING	41 912	-85 356	-57 836	-101 280
-		<i>of which</i>				
1100	11	Extraction of petroleum and gas	4 693	18 039	-8 921	13 811
-						
3995	15-37	MANUFACTURING	-365 777	-1 511 596	-47 287	-1 924 660
-		<i>of which</i>				
1605	15-16	Food products	-237 661	103 019	5 007	-129 635
1805	17-18	Textiles and wearing apparel	5 800	22 016	-52 053	-24 238
2205	20-22	Wood, publishing and printing	3 106	-41 785	-54 467	-93 145
2300	23	Refined petroleum and other treatments	0	-105 771	92 986	-12 785
2400	24	Chemicals products	50 525	6 822	-154 878	-97 531
-		<i>of which</i>				
2423	2423	Pharmaceutical, medicinal chemical and botanical products	35 246	23 804	-68 754	-9 704
2500	25	Rubber and plastic products	63 111	-332 526	53 018	-216 396
2600	26	Manufacture of other non-metallic mineral products	15 217	32 145	-114 718	-67 355
2805	27-28	Metal products	51 809	-258 143	-125 005	-331 339
2900	29	Mechanical products	-22 527	135 833	-278 423	-165 118
3000	30	Office machinery and computers	19 730	7 682	-135 201	-107 789
3100	31	Manufacture of electrical machinery and apparatus n.e.c.	-5 271	-70 126	-58 184	-133 581
3200	32	Radio, TV, communication equipments	-8 262	-516 392	377 202	-147 453
3300	33	Manufacture of medical, precision and optical instruments, watches and clocks	-34 719	25 534	-7 148	-16 334
3400	34	Motor vehicles	-210 911	-648 150	456 742	-402 318
3500	35	Other transport equipments	-69 898	81 253	-151 827	-140 472
-		<i>of which</i>				
3530	3530	Manufacture of aircraft and spacecraft	-69 898	4 470	-48 012	-113 440
-						
4195	40-41	ELECTRICITY, GAS AND WATER	-183 396	1 464 877	-151 197	1 130 284
4500	45	CONSTRUCTION	79 774	214 614	-248 625	45 763
-						
5095	50-99	TOTAL SERVICES	1 421 846	3 551 947	-1 110 770	3 863 022
5295	50-52	TRADE AND REPAIRS	384 661	-71 913	357 088	669 836
5000	50	Trade and repair of motor vehicles	6 501	-49 990	121 136	77 647
5100	51	Wholesale trade	243 335	5 037	-110 553	137 819
5200	52	Retail trade	134 826	-26 961	346 505	454 370
5500	55	HOTELS AND RESTAURANTS	-9 812	-112 916	-30 433	-153 161
6495	60-64	TRANSPORT AND COMMUNICATION	-747 627	396 081	-702 542	-1 054 088
6395	60-63	Transport and storage	64 158	-27 781	-61 610	-25 233
6400	64	Post and telecommunications	-811 785	423 862	-640 932	-1 028 854
6410	641	Post and courier activities	-118	4 587	20 319	24 788
6420	642	Telecommunications	-811 667	419 275	-661 251	-1 053 642
6895	65-67	FINANCIAL INTERMEDIATION	975 563	2 427 032	-356 094	3 046 501
6500	65	Financial intermediation, except insurance and pension funding	826 229	1 910 433	-414 815	2 321 847
6510	651	Monetary intermediation	172 306	1 516 370	0	1 688 677
6520	652	Other financial intermediation	653 923	394 062	-414 815	633 170
-		<i>of which</i>				
6524	6524	Financial holding companies	-22 606	229 354	149 873	356 621
6600	66	Insurance companies, pension funds	152 886	504 934	-17 371	640 449
6700	67	Activities auxiliary to financial intermediation	-3 552	11 665	76 091	84 204
7395	70-74	REAL ESTATE AND BUSINESS ACTIVITIES	799 581	855 944	-337 414	1 318 112
-		<i>of which</i>				
7000	70	Real estate	1 823 062	-226 755	832 713	2 429 020
7100	71	Renting of machinery and equipment without operator and of personal and household goods	4 451	-19 917	44 607	29 140
7200	72	Computer activities	9 355	135 551	-160 160	-15 253
7400	74	Other business activities	-1 038 390	968 181	-1 052 322	-1 122 532
-		<i>of which</i>				
7410	741	Business and management consultancy activities	-198 796	974 645	-1 062 726	-286 877
-		<i>of which</i>				
7419	7419	Business and management consultancy activities including those of holding companies	-192 171	1 119 375	-613 763	313 442
7440	744	Advertising	-8 937	-41 128	-4 432	-54 498
9995	75-99	OTHER SERVICES	19 479	57 719	-41 376	35 822
-		<i>of which</i>				
8000	80	Education	531	-1 202	-8 577	-9 248
9200	92	Recreational, cultural and sporting activities	-25 564	-8 576	-54 780	-88 920
-						
9999	01-99	TOTAL	1 001 970	3 552 322	-1 626 556	2 927 736

4.31. FDI INWARD FLOWS in 2009

Economic sectors - activities (NACE Rev. 2)

USD thousand

Code	NACE Rev.2	Contents	Equity capital	Reinvested earnings	Other capital	Total
B0995	05-09	MINING AND QUARRYING	41 910	-85 252	-60 264	-103 606
C3395	10-33	MANUFACTURING	-227 797	-1 476 012	-66 068	-1 769 877
-		of which				
C1205	10-12	Food products, beverages and tobacco products	-54 791	101 515	-3 159	43 565
C1405	13-14	Textiles and wearing apparel	5 800	21 552	-55 438	-28 085
C1805	16-18	Wood, paper, printing and reproduction	32 353	-27 213	-50 814	-45 674
C1995	19-22	Petroleum, chemicals, pharmaceutical, rubber and plastic products	102 111	-428 463	-24 819	-351 170
C2505	24-25	Basic metals and fabricated metal products	37 605	-249 500	-115 491	-327 386
C2600	26	Computer, electronic and optical products	-24 154	-461 118	293 631	-191 641
C2800	28	Manufacture of machinery and equipment n.e.c.	-231 779	95 848	-219 638	-355 569
C2900	29	Manufacture of motor vehicles, trailers and semi-trailers	-26 578	-688 101	504 156	-210 523
C3000	30	Manufacture of other transport equipment	-69 898	83 863	-150 357	-136 392
C3390	15,23,27, 31-33	Other manufacturing (leather, furniture, electrical equipment, repair and installation)	1 535	75 604	-244 140	-167 001
D3500	35	ELECTRICITY, GAS, STEAM AND AIR CONDITIONING	-145 586	1 467 398	-163 076	1 158 736
E3995	36-39	WATER SUPPLY; SEWERAGE, WASTE MANAGEMENT AND REMEDIATION ACTIVITIES	10 633	42 383	29 335	82 350
F4395	41-43	CONSTRUCTION	113 727	223 996	-50 695	287 028
X9995	45-99	TOTAL SERVICES	1 201 950	3 395 804	-1 055 089	3 542 665
-		of which				
G4795	45-47	WHOLESALE AND RETAIL TRADE; REPAIR OF MOTOR VEHICLES AND MOTORCYCLES	311 651	-68 937	363 943	606 657
H5395	49-53	TRANSPORTATION AND STORAGE	69 977	-19 855	-34 146	15 976
I5695	55-56	ACCOMMODATION AND FOOD SERVICE ACTIVITIES	-4 875	-113 144	-35 617	-153 637
J6395	58-63	INFORMATION AND COMMUNICATION	-770 525	531 211	-905 012	-1 144 326
K6695	64-66	FINANCIAL AND INSURANCE ACTIVITIES	291 818	2 466 303	-952 497	1 805 624
L6800	68	REAL ESTATE ACTIVITIES	1 640 275	-267 629	678 665	2 051 310
M7595	69-75	PROFESSIONAL, SCIENTIFIC AND TECHNICAL ACTIVITIES	-329 448	856 423	-245 151	281 824
N8295	77-82	ADMINISTRATIVE AND SUPPORT SERVICE ACTIVITIES	-10 992	-2 816	51 583	37 775
P8500	85	EDUCATION	531	-1 202	13	-658
Q8895	86-88	HUMAN HEALTH AND SOCIAL WORK ACTIVITIES	5 272	9 066	14 468	28 805
R9395	90-93	ARTS, ENTERTAINMENT AND RECREATION	-4 609	-2 911	9 169	1 648
S9695	94-96	OTHER SERVICE ACTIVITIES	2 876	9 296	-506	11 666
X9990	84,97-99	Other services (for personal consumption)	0	0	0	0
X9997	00-99	TOTAL except for private purchases and sales of real estate	1 001 970	3 638 904	-1 626 556	3 014 319
X9998		Private purchases and sales of real estate	0	-86 582	0	-86 582
X9999	00-99, X9998	TOTAL	1 001 970	3 552 322	-1 626 556	2 927 736

The transfer of the industrial classification of economic activities from NACE Rev. 1.1. to NACE Rev. 2 is based on the CZSO Register.

4.4. FDI INWARD FLOWS in 2009

Economic zones - countries

USD thousand

Code	Contents	Equity capital	Reinvested earnings	Other capital	Total
A1	TOTAL WORLD	1 001 970	3 552 322	-1 626 556	2 927 736
E1	EUROPE	455 274	3 457 119	-1 667 348	2 245 045
	<i>of which</i>				
BE	Belgium	48 502	1 313 689	-7 911	1 354 279
BG	Bulgaria	0	-196	2 891	2 695
DK	Denmark	40 985	23 342	-44 908	19 419
DE	Germany	70 622	11 423	-1 007 758	-925 714
EE	Estonia	0	-1 182	-14	-1 196
IE	Ireland	1 275	6 387	-592 076	-584 414
GR	Greece	-2 131	-1 653	4 527	744
ES	Spain	-5 255	-97 495	-60 650	-163 400
FR	France	108 166	439 297	12 507	559 970
IT	Italy	54 203	-29 515	-74 472	-49 784
CY	Cyprus	791 974	113 171	526 715	1 431 860
LV	Latvia	0	-43	163	120
LT	Lithuania	3 246	-2 352	-1 299	-406
LU	Luxembourg	200 366	28 690	181 563	410 618
HU	Hungary	-1 887	20 983	107 803	126 899
MT	Malta	27 351	-2 133	-64 400	-39 183
NL	Netherlands	-1 586 654	1 582 248	-549 536	-553 943
AT	Austria	538 498	286 042	-83 569	740 971
PL	Poland	3 198	62 187	15 955	81 340
PT	Portugal	3 219	807	1 465	5 491
RO	Romania	2 401	-289	15 758	17 869
SI	Slovenia	5 102	-5 910	37 399	36 591
SK	Slovakia	9 544	-16 610	151 337	144 271
FI	Finland	5 840	-11 171	29 601	24 270
SE	Sweden	-114 333	-71 778	41 704	-144 407
GB	United Kingdom	59 507	-265 798	-206 162	-412 453
NO	Norway	-27 883	1 070	-10 229	-37 041
CH	Switzerland	227 607	39 924	-107 630	159 901
E2	Other European countries	-21 378	-42 879	16 527	-47 729
	<i>of which</i>				
BY	Belarus	105	-115	399	389
GG	Guernsey	-32 854	-2 690	-9 422	-44 966
GI	Gibraltar	12 006	-383	-427	11 196
IM	Isle of Man	-364	295	-601	-669
JE	Jersey	-44	6 015	-31	5 940
HR	Croatia	79	-787	-191	-899
RU	Russian Federation	-8 437	-45 519	13 479	-40 478
UA	Ukraine	3 735	-1 464	16 843	19 114
RS	Serbia	0	-103	-845	-949
E4	AFRICA	216	468	-1 071	-387
	<i>of which</i>				
ZA	South Africa	0	-98	1 119	1 022
SC	Seychelles	216	352	-554	14
E7	AMERICA	685 221	179 475	56 869	921 565
E8	North American countries	561 398	189 162	-105 780	644 780
	<i>of which</i>				
CA	Canada	5 351	12 113	1 449	18 912
US	United States	556 047	177 050	-107 229	625 868
E9	Central American countries	96 851	-18 244	176 801	255 409
	<i>of which</i>				
BZ	Belize	9 143	-2 482	-10 261	-3 600
BM	Bermuda	0	609	-94	515
VG	Virgin Islands, British	52 947	-6 393	-11 770	34 784
KY	Cayman Islands	14 949	458	-69 254	-53 847
MX	Mexico	0	-1	266 938	266 937
PA	Panama	11 322	-1 595	644	10 372
VC	St Vincent and the Grenadines	1 122	-4 598	-210	-3 686

4.4. FDI INWARD FLOWS in 2009

Economic zones - countries

USD thousand

Code	Contents	Equity capital	Reinvested earnings	Other capital	Total
F1	South American countries	26 972	8 557	-14 152	21 376
	<i>of which</i>				
AR	Argentina	0	-59	0	-59
BR	Brazil	26 972	10 153	-13 800	23 324
CL	Chile	0	-83	0	-82
VE	Venezuela	0	-39	0	-39
F2	ASIA	-139 882	-85 466	-12 198	-237 545
F3	Near and Middle East countries	-2 551	-1 835	18 990	14 604
	<i>of which</i>				
AZ	Azerbaijan	0	-34	0	-34
GE	Georgia	0	-15	32	17
F6	Other Asian countries	-137 330	-83 631	-31 188	-252 149
	<i>of which</i>				
CN	China	4 457	-5 696	-25 365	-26 604
HK	Hong Kong	10 576	-8 822	15 940	17 695
IN	India	3 229	2 055	26 419	31 703
JP	Japan	-155 120	-2 893	-58 131	-216 143
KZ	Kazakhstan	1 432	-372	517	1 577
KR	Korea, Republic of (South Korea)	-4 627	-59 860	72 349	7 863
KG	Kyrgyzstan	0	-59	0	-59
TH	Thailand	0	0	1 675	1 675
F7	OCEANIA AND POLAR REGIONS	1 141	-1 895	-2 808	-3 562
	<i>of which</i>				
AU	Australia	805	-2 031	-2 808	-4 034
NZ	New Zealand	99	194	0	293
I4	Euro-zone 15	261 077	3 633 877	-1 646 596	2 248 358
J4	Extra-euro-zone 15	740 893	-81 555	20 041	679 379
D3	EU-25	261 337	3 382 626	-1 582 018	2 061 945
D5	Extra-EU-25	740 633	169 696	-44 537	865 791
D2	EU-15	-577 189	3 214 514	-2 355 676	281 648
D4	Extra-EU-15	1 579 159	337 808	729 121	2 646 088
D8	New EU Members States 2004	838 527	168 112	773 658	1 780 297
V1	EU-27	263 738	3 382 141	-1 563 370	2 082 509
V2	Extra EU-27	738 232	170 181	-63 186	845 227
A8	OECD	36 258	3 452 620	-2 028 551	1 460 326
A5	EFTA	212 913	117 857	-120 505	210 265
B1	NAFTA	561 398	189 161	161 158	911 717
C4	Offshore financial centres	103 738	53 414	-96 140	61 012
A9	CEE	79	-909	-945	-1 775

4.5. DIRECT INVESTMENT INCOME in 2009

Economic activities - Part 1/2

Income flows

USD thousand

Code	NACE Rev.1	Economic activity	Income on Equity					
			Dividends			Reinvested profits		
			Credit	Debit	Net	Credit	Debit	Net
0595	01-05	AGRICULTURE AND FISHING	0	346	-346	C	4 418	D
1495	10-14	MINING AND QUARRYING	5 944	391 298	-385 354	-23 657	-85 356	61 699
-		<i>of which</i>						
1100	11	Extraction of petroleum and gas	0	214	-214	-9 709	18 039	-27 747
-								
3995	15-37	MANUFACTURING	50 084	3 747 415	-3 697 331	-75 030	-1 511 596	1 436 566
-		<i>of which</i>						
1605	15-16	Food products	9 291	479 984	-470 693	75	103 019	-102 944
1805	17-18	Textiles and wearing apparel	0	21 848	-21 848	-9 792	22 016	-31 808
2205	20-22	Wood, publishing and printing	9 915	256 949	-247 034	-7 755	-41 785	34 029
2300	23	Refined petroleum and other treatments	0	46 856	-46 856	0	-105 771	105 771
2400	24	Chemicals products	18 077	202 890	-184 813	-9 220	6 822	-16 042
-		<i>of which</i>						
2423	2423	Pharmaceutical, medicinal chemical and botanical products	6 244	55 664	-49 419	-7 742	23 804	-31 545
2500	25	Rubber and plastic products	123	688 513	-688 390	3 664	-332 526	336 189
2600	26	Manufacture of other non-metallic mineral products	1 652	359 380	-357 729	-24 377	32 145	-56 522
2805	27-28	Metal products	1 869	278 406	-276 538	-10 083	-258 143	248 060
2900	29	Mechanical products	338	76 680	-76 343	2 251	135 833	-133 582
3000	30	Office machinery and computers	0	341	-341	0	7 682	-7 682
3100	31	Manufacture of electrical machinery and apparatus n.e.c.	1 070	147 888	-146 817	-1 135	-70 126	68 991
3200	32	Radio, TV, communication equipments	920	66 604	-65 684	-228	-516 392	516 164
3300	33	Manufacture of medical, precision and optical instruments, watches and clocks	0	16 969	-16 969	-2 376	25 534	-27 909
3400	34	Motor vehicles	5 098	1 045 823	-1 040 725	-30 079	-648 150	618 071
3500	35	Other transport equipments	0	26 657	-26 657	69	81 253	-81 184
-		<i>of which</i>						
3530	3530	Manufacture of aircraft and spacecraft	0	0	0	69	4 470	-4 400
-								
4195	40-41	ELECTRICITY, GAS AND WATER	0	995 631	-995 631	157 646	1 464 877	-1 307 231
4500	45	CONSTRUCTION	2 004	97 446	-95 442	D	214 614	D
-								
5095	50-99	TOTAL SERVICES	288 306	4 016 818	-3 728 513	406 395	3 551 947	-3 145 552
5295	50-52	TRADE AND REPAIRS	95 709	881 489	-785 780	-90 260	-71 913	-18 347
5000	50	Trade and repair of motor vehicles	694	78 467	-77 772	-1 947	-49 990	48 042
5100	51	Wholesale trade	95 015	553 867	-458 851	-76 053	5 037	-81 090
5200	52	Retail trade	0	249 156	-249 156	-12 260	-26 961	14 701
5500	55	HOTELS AND RESTAURANTS	0	23 887	-23 887	0	-112 916	112 916
6495	60-64	TRANSPORT AND COMMUNICATION	1 888	642 145	-640 257	-41 860	396 081	-437 942
6395	60-63	Transport and storage	1 483	44 701	-43 218	976	-27 781	28 757
6400	64	Post and telecommunications	405	597 444	-597 039	-42 837	423 862	-466 699
6410	641	Post and courier activities	0	10 232	-10 232	0	4 587	-4 587
6420	642	Telecommunications	405	587 212	-586 807	-42 837	419 275	-462 112
6895	65-67	FINANCIAL INTERMEDIATION	180 119	1 938 433	-1 758 314	5 633	2 427 032	-2 421 399
6500	65	Financial intermediation, except insurance and pension funding	161 561	1 504 583	-1 343 022	-27 220	1 910 433	-1 937 652
6510	651	Monetary intermediation	0	1 338 786	-1 338 786	-9 725	1 516 370	-1 526 095
6520	652	Other financial intermediation	161 561	165 797	-4 236	-17 495	394 062	-411 557
-		<i>of which</i>						
6524	6524	Financial holding companies	161 561	138 699	22 863	-17 076	229 354	-246 430
6600	66	Insurance companies, pension funds	18 558	390 217	-371 659	D	504 934	D
6700	67	Activities auxiliary to financial intermediation	0	43 633	-43 633	C	11 665	D
7395	70-74	REAL ESTATE AND BUSINESS ACTIVITIES	7 238	470 139	-462 901	533 832	855 944	-322 112
-		<i>of which</i>						
7000	70	Real estate	D	79 422	D	D	-226 755	D
7100	71	Renting of machinery and equipment without operator and of personal and household goods	C	24 472	D	C	-19 917	D
7200	72	Computer activities	1 000	156 158	-155 157	-2 997	135 551	-138 548
7400	74	Other business activities	5 605	205 885	-200 280	421 297	968 181	-546 885
-		<i>of which</i>						
7410	741	Business and management consultancy activities	59	112 758	-112 699	426 492	974 645	-548 152
-		<i>of which</i>						
7419	7419	Business and management consultancy activities including those of holding companies	58	109 273	-109 215	410 931	1 119 375	-708 444
7440	744	Advertising	5 324	31 742	-26 418	-4 330	-41 128	36 799
9995	75-99	OTHER SERVICES	3 351	60 724	-57 373	-949	57 719	-58 668
-		<i>of which</i>						
8000	80	Education	0	1 311	-1 311	0	-1 202	1 202
9200	92	Recreational, cultural and sporting activities	3 071	45 189	-42 118	-1 359	-8 576	7 218
-								
9999	01-99	TOTAL	346 338	9 335 537	-8 989 199	469 589	3 552 322	-3 082 733

4.51. DIRECT INVESTMENT INCOME in 2009

Economic activities (NACE Rev. 2) - Part 1/2

Income flows

USD thousand

Code	NACE Rev.2	Economic activity	Income on Equity					
			Dividends			Reinvested profits		
			Credit	Debit	Net	Credit	Debit	Net
A0395	01-03	AGRICULTURE, FORESTRY AND FISHING	0	1 647	-1 647	C	D	D
B0995	05-09	MINING AND QUARRYING	5 944	389 997	-384 053	-23 657	-85 252	61 595
C3395	10-33	MANUFACTURING	49 914	3 705 696	-3 655 782	-75 458	-1 476 012	1 400 553
-		of which						
C1205	10-12	Food products, beverages and tobacco products	9 291	479 984	-470 693	109	101 515	-101 406
C1405	13-14	Textiles and wearing apparel	0	21 848	-21 848	-9 792	21 552	-31 344
C1805	16-18	Wood, paper, printing and reproduction	9 745	215 230	-205 485	-8 217	-27 213	18 996
C1995	19-22	Petroleum, chemicals, pharmaceutical, rubber and plastic products	18 199	938 258	-920 058	-5 557	-428 463	422 906
C2505	24-25	Basic metals and fabricated metal products	1 915	285 399	-283 484	-9 422	-249 500	240 078
C2600	26	Computer, electronic and optical products	920	53 041	-52 122	-253	-461 118	460 865
C2800	28	Manufacture of machinery and equipment n.e.c.	197	54 344	-54 148	1 725	95 848	-94 123
C2900	29	Manufacture of motor vehicles, trailers and semi-trailers	5 098	1 054 214	-1 049 116	-30 300	-688 101	657 801
C3000	30	Manufacture of other transport equipment	0	26 657	-26 657	0	83 863	-83 863
C3390	15,23,27, 31	Other manufacturing (leather, furniture, electrical equipment, repair and installation)	4 550	576 721	-572 171	-13 751	75 604	-89 355
D3500	35	ELECTRICITY, GAS, STEAM AND AIR CONDITIONING SUPPLY	0	925 503	-925 503	157 646	1 467 398	-1 309 752
E3995	36-39	WATER SUPPLY; SEWERAGE, WASTE MANAGEMENT AND REMEDIATION ACTIVITIES	0	75 918	-75 918	376	42 383	-42 007
F4395	41-43	CONSTRUCTION	2 004	109 184	-107 180	D	223 996	D
X9995	45-99	TOTAL SERVICES	288 476	4 041 009	-3 752 534	381 739	3 395 804	-3 014 065
-		of which						
G4795	45-47	WHOLESALE AND RETAIL TRADE; REPAIR OF MOTOR VEHICLES AND MOTORCYCLES	95 709	880 440	-784 730	-90 294	-68 937	-21 357
H5395	49-53	TRANSPORTATION AND STORAGE	1 266	52 036	-50 770	1 486	-19 855	21 341
I5695	55-56	ACCOMMODATION AND FOOD SERVICE ACTIVITIES	0	23 887	-23 887	0	-113 144	113 144
J6395	58-63	INFORMATION AND COMMUNICATION	4 646	825 649	-821 003	-45 663	531 211	-576 875
K6695	64-66	FINANCIAL AND INSURANCE ACTIVITIES	180 119	1 956 059	-1 775 940	5 591	2 466 303	-2 460 713
L6800	68	REAL ESTATE ACTIVITIES	0	51 862	-51 862	91 219	-267 629	358 849
M7595	69-75	PROFESSIONAL, SCIENTIFIC AND TECHNICAL ACTIVITIES	5 605	193 353	-187 748	421 161	856 423	-435 262
N8295	77-82	ADMINISTRATIVE AND SUPPORT SERVICE ACTIVITIES	850	46 339	-45 489	-728	-2 816	2 088
P8500	85	EDUCATION	0	1 311	-1 311	0	-1 202	1 202
Q8895	86-88	HUMAN HEALTH AND SOCIAL WORK ACTIVITIES	280	6 387	-6 107	34	9 066	-9 032
R9395	90-93	ARTS, ENTERTAINMENT AND RECREATION	0	0	0	-1 067	-2 911	1 844
S9695	94-96	OTHER SERVICE ACTIVITIES	0	3 686	-3 686	0	9 296	-9 296
X9990	84,97-99	Other services (for personal consumption)	0	0	0	0	0	0
X9997	00-99	TOTAL except for private purchases and sales of real estate	346 338	9 248 954	-8 902 617	469 589	3 638 904	-3 169 315
X9998		Private purchases and sales of real estate	0	86 582	-86 582	0	-86 582	86 582
X9999	00-99, X9998	TOTAL	346 338	9 335 537	-8 989 199	469 589	3 552 322	-3 082 733

The transfer of the industrial classification of economic activities from NACE Rev. 1.1. to NACE Rev. 2 is based on the CZSO Register.

4.51. DIRECT INVESTMENT INCOME in 2009

Economic activities (NACE Rev. 2) - Part 2/2

Income flows

USD thousand

Code	NACE Rev.2	Economic activity	Income on debt (interest)			Total Direct investment income		
			Credit	Debit	Net	Credit	Debit	Net
A0395	01-03	AGRICULTURE, FORESTRY AND FISHING	0	D	D	C	D	D
B0995	05-09	MINING AND QUARRYING	0	-1 002	1 002	-17 713	303 743	-321 455
C3395	10-33	MANUFACTURING	1 037	141 388	-140 351	-24 507	2 371 072	-2 395 579
-		of which						
C1205	10-12	Food products, beverages and tobacco products	92	16 133	-16 040	9 492	597 632	-588 140
C1405	13-14	Textiles and wearing apparel	84	3 600	-3 517	-9 708	47 001	-56 709
C1805	16-18	Wood, paper, printing and reproduction	104	4 420	-4 316	1 632	192 437	-190 805
C1995	19-22	Petroleum, chemicals, pharmaceutical, rubber and plastic products	194	21 982	-21 788	12 836	531 777	-518 941
C2505	24-25	Basic metals and fabricated metal products	198	-32 838	33 036	-7 309	3 061	-10 370
C2600	26	Computer, electronic and optical products	1	16 494	-16 493	667	-391 583	392 250
C2800	28	Manufacture of machinery and equipment n.e.c.	88	29 323	-29 236	2 010	179 516	-177 506
C2900	29	Manufacture of motor vehicles, trailers and semi-trailers	217	35 475	-35 259	-24 985	401 588	-426 573
C3000	30	Manufacture of other transport equipment	0	2 883	-2 883	0	113 403	-113 403
C3390	15,23,27, 31	Other manufacturing (leather, furniture, electrical equipment, repair and installation)	60	43 916	-43 856	-9 141	696 241	-705 382
D3500	35	ELECTRICITY, GAS, STEAM AND AIR CONDITIONING SUPPLY	57	-8 184	8 240	157 703	2 384 718	-2 227 016
E3995	36-39	WATER SUPPLY; SEWERAGE, WASTE MANAGEMENT AND REMEDIATION ACTIVITIES	31	4 962	-4 930	407	123 262	-122 855
F4395	41-43	CONSTRUCTION	-866	14 420	-15 286	D	347 600	D
X9995	45-99	TOTAL SERVICES	3 421	485 958	-482 538	673 635	7 922 771	-7 249 136
-		of which						
G4795	45-47	WHOLESALE AND RETAIL TRADE; REPAIR OF MOTOR VEHICLES AND MOTORCYCLES	396	60 218	-59 821	5 812	871 720	-865 909
H5395	49-53	TRANSPORTATION AND STORAGE	-319	4 258	-4 577	2 433	36 439	-34 006
I5695	55-56	ACCOMMODATION AND FOOD SERVICE ACTIVITIES	0	8 803	-8 803	0	-80 455	80 455
J6395	58-63	INFORMATION AND COMMUNICATION	169	66 352	-66 183	-40 848	1 423 213	-1 464 061
K6695	64-66	FINANCIAL AND INSURANCE ACTIVITIES	-43	85 399	-85 443	185 667	4 507 761	-4 322 095
L6800	68	REAL ESTATE ACTIVITIES	3 093	158 398	-155 305	94 312	-57 370	151 683
M7595	69-75	PROFESSIONAL, SCIENTIFIC AND TECHNICAL ACTIVITIES	95	85 933	-85 838	426 861	1 135 708	-708 848
N8295	77-82	ADMINISTRATIVE AND SUPPORT SERVICE ACTIVITIES	30	15 457	-15 428	152	58 981	-58 828
P8500	85	EDUCATION	0	1	-1	0	110	-110
Q8895	86-88	HUMAN HEALTH AND SOCIAL WORK ACTIVITIES	0	453	-453	314	15 906	-15 592
R9395	90-93	ARTS, ENTERTAINMENT AND RECREATION	0	6	-6	-1 067	-2 905	1 838
S9695	94-96	OTHER SERVICE ACTIVITIES	0	680	-680	0	13 662	-13 662
X9990	84,97-99	Other services (for personal consumption)	0	0	0	0	0	0
X9997	00-99	TOTAL except for private purchases and sales of real estate	3 679	631 977	-628 298	819 606	13 519 836	-12 700 230
X9998		Private purchases and sales of real estate	0	0	0	0	0	0
X9999	00-99, X9998	TOTAL	3 679	631 977	-628 298	819 606	13 519 836	-12 700 230

The transfer of the industrial classification of economic activities from NACE Rev. 1.1. to NACE Rev. 2 is based on the CZSO Register.

4.5. DIRECT INVESTMENT INCOME in 2009

Economic activities - Part 2/2

Income flows

USD thousand

Code	NACE Rev.1	Economic activity	Income on debt (interest)			Total Direct investment income		
			Credit	Debit	Net	Credit	Debit	Net
0595	01-05	AGRICULTURE AND FISHING	0	956	-956	C	5 719	D
1495	10-14	MINING AND QUARRYING	0	-1 002	1 002	-17 713	304 940	-322 653
-		<i>of which</i>						
1100	11	Extraction of petroleum and gas	0	-136	136	-9 709	18 116	-27 825
-								
3995	15-37	MANUFACTURING	1 034	142 265	-141 231	-23 912	2 378 085	-2 401 996
-		<i>of which</i>						
1605	15-16	Food products	92	16 133	-16 040	9 458	599 136	-589 678
1805	17-18	Textiles and wearing apparel	84	3 600	-3 517	-9 708	47 464	-57 172
2205	20-22	Wood, publishing and printing	101	4 738	-4 637	2 261	219 902	-217 642
2300	23	Refined petroleum and other treatments	0	1 857	-1 857	0	-57 058	57 058
2400	24	Chemicals products	33	12 133	-12 099	8 890	221 844	-212 954
-		<i>of which</i>						
2423	2423	Pharmaceutical, medicinal chemical and botanical products	0	5 409	-5 409	-1 497	84 877	-86 374
2500	25	Rubber and plastic products	160	8 170	-8 009	3 947	364 157	-360 210
2600	26	Manufacture of other non-metallic mineral products	-84	12 134	-12 218	-22 810	403 659	-426 469
2805	27-28	Metal products	198	-33 883	34 081	-8 016	-13 619	5 603
2900	29	Mechanical products	88	29 608	-29 520	2 676	242 121	-239 445
3000	30	Office machinery and computers	0	65	-65	0	8 088	-8 088
3100	31	Manufacture of electrical machinery and apparatus n.e.c.	16	26 390	-26 374	-49	104 151	-104 199
3200	32	Radio, TV, communication equipments	0	19 932	-19 932	691	-429 857	430 548
3300	33	Manufacture of medical, precision and optical instruments, watches and clocks	1	2 744	-2 743	-2 375	45 247	-47 622
3400	34	Motor vehicles	206	25 849	-25 642	-24 775	423 523	-448 297
3500	35	Other transport equipments	0	2 883	-2 883	69	110 792	-110 723
-		<i>of which</i>						
3530	3530	Manufacture of aircraft and spacecraft	0	-0	0	69	4 470	-4 400
-								
4195	40-41	ELECTRICITY, GAS AND WATER	57	-8 734	8 791	157 703	2 451 774	-2 294 071
4500	45	CONSTRUCTION	224	-904	1 128	D	311 156	D
-								
5095	50-99	TOTAL SERVICES	2 365	499 397	-497 032	697 066	8 068 162	-7 371 097
5295	50-52	TRADE AND REPAIRS	396	60 657	-60 261	5 845	870 233	-864 388
5000	50	Trade and repair of motor vehicles	15	4 376	-4 361	-1 238	32 853	-34 091
5100	51	Wholesale trade	382	45 675	-45 293	19 344	604 579	-585 235
5200	52	Retail trade	-0	10 607	-10 607	-12 260	232 802	-245 062
5500	55	HOTELS AND RESTAURANTS	0	8 803	-8 803	0	-80 226	80 226
6495	60-64	TRANSPORT AND COMMUNICATION	-314	17 528	-17 841	-40 286	1 055 754	-1 096 040
6395	60-63	Transport and storage	-319	3 982	-4 301	2 140	20 902	-18 762
6400	64	Post and telecommunications	5	13 546	-13 541	-42 427	1 034 852	-1 077 279
6410	641	Post and courier activities	0	199	-199	0	15 018	-15 018
6420	642	Telecommunications	5	13 347	-13 342	-42 427	1 019 834	-1 062 261
6895	65-67	FINANCIAL INTERMEDIATION	-43	85 399	-85 443	185 709	4 450 864	-4 265 155
6500	65	Financial intermediation, except insurance and pension funding	-43	83 098	-83 141	134 298	3 498 114	-3 363 815
6510	651	Monetary intermediation	0	0	0	-9 725	2 855 156	-2 864 881
6520	652	Other financial intermediation	-43	83 098	-83 141	144 023	642 957	-498 934
-		<i>of which</i>						
6524	6524	Financial holding companies	-46	8 986	-9 032	144 440	377 039	-232 599
6600	66	Insurance companies, pension funds	0	628	-628	D	895 779	D
6700	67	Activities auxiliary to financial intermediation	0	1 674	-1 674	C	56 971	D
7395	70-74	REAL ESTATE AND BUSINESS ACTIVITIES	2 295	274 457	-272 163	543 365	1 600 541	-1 057 176
-		<i>of which</i>						
7000	70	Real estate	2 003	173 650	-171 647	D	26 318	D
7100	71	Renting of machinery and equipment without operator and of personal and household goods	0	9 389	-9 389	C	13 944	D
7200	72	Computer activities	168	6 021	-5 853	-1 829	297 730	-299 559
7400	74	Other business activities	124	85 332	-85 208	427 026	1 259 398	-832 373
-		<i>of which</i>						
7410	741	Business and management consultancy activities	92	69 886	-69 793	426 644	1 157 289	-730 645
-		<i>of which</i>						
7419	7419	Business and management consultancy activities including those of holding companies	-23	48 160	-48 182	410 966	1 276 807	-865 841
7440	744	Advertising	4	1 314	-1 310	999	-8 072	9 071
9995	75-99	OTHER SERVICES	31	52 552	-52 521	2 433	170 996	-168 563
-		<i>of which</i>						
8000	80	Education	0	1	-1	0	110	-110
9200	92	Recreational, cultural and sporting activities	0	46 860	-46 860	1 712	83 472	-81 760
-								
9999	01-99	TOTAL	3 679	631 977	-628 298	819 606	13 519 836	-12 700 230

4.6. DIRECT INVESTMENT INCOME in 2009

Countries - Part 1/2

Income flows

USD thousand

Code	Country	Income on Equity					
		Dividends			Reinvested profits		
		Credit	Debit	Net	Credit	Debit	Net
A1	TOTAL WORLD	346 338	9 335 537	-8 989 199	469 589	3 552 322	-3 082 733
E1	EUROPE	346 333	9 083 434	-8 737 101	468 146	3 457 119	-2 988 973
	<i>of which</i>						
BE	Belgium	0	131 547	-131 547	C	1 313 689	D
BG	Bulgaria	523	244	278	38 444	-196	38 640
DK	Denmark	0	15 343	-15 343	91	23 342	-23 251
DE	Germany	94 352	1 498 191	-1 403 839	-27 938	11 423	-39 360
EE	Estonia	0	13	-13	537	-1 182	1 719
IE	Ireland	0	3 773	-3 773	C	6 387	D
GR	Greece	D	211	D	0	-1 653	1 653
ES	Spain	0	669 700	-669 700	-466	-97 495	97 029
FR	France	85	703 756	-703 671	-3 620	439 297	-442 917
IT	Italy	141	35 932	-35 791	1 348	-29 515	30 863
CY	Cyprus	0	219 049	-219 049	72 816	113 171	-40 355
LV	Latvia	0	38	-38	D	-43	D
LT	Lithuania	0	40	-40	D	-2 352	D
LU	Luxembourg	140 589	94 829	45 760	4 602	28 690	-24 088
HU	Hungary	151	361	-210	-7 310	20 983	-28 293
MT	Malta	18 259	165	18 094	-16 137	-2 133	-14 004
NL	Netherlands	5 293	3 633 530	-3 628 237	347 963	1 582 248	-1 234 285
AT	Austria	0	1 416 841	-1 416 841	9 637	286 042	-276 405
PL	Poland	6 030	46 772	-40 742	62 566	62 187	378
PT	Portugal	D	81	D	C	807	D
RO	Romania	2 124	54	2 070	43 393	-289	43 682
SI	Slovenia	0	2 182	-2 182	-5 410	-5 910	500
SK	Slovakia	53 055	111 254	-58 199	-8 529	-16 610	8 081
FI	Finland	0	2 871	-2 871	0	-11 171	11 171
SE	Sweden	0	230 892	-230 892	C	-71 778	D
GB	United Kingdom	649	94 361	-93 712	-5 683	-265 798	260 116
IS	Iceland	0	29	-29	5	D	D
LI	Liechtenstein	0	402	-402	-277	D	D
NO	Norway	0	1 932	-1 932	0	1 070	-1 070
CH	Switzerland	610	163 988	-163 378	-6 006	39 924	-45 930
E2	Other European countries	24 473	5 054	19 419	-55 494	-42 879	-12 616
	<i>of which</i>						
AD	Andorra	0	0	0	D	C	C
AL	Albania	0	0	0	-41 307	D	C
BA	Bosnia and Herzegovina	0	0	0	C	0	C
BY	Belarus	204	107	97	2 350	-115	2 465
GG	Guernsey	0	0	0	0	-2 690	2 690
GI	Gibraltar	0	41	-41	0	-383	383
IM	Isle of Man	0	0	0	0	295	-295
JE	Jersey	0	0	0	0	6 015	-6 015
HR	Croatia	521	96	426	D	-787	D
MK	Macedonia, the Former Yugoslav Republic of	0	18	-18	D	D	D
RU	Russian Federation	23 638	2 306	21 332	-27 952	-45 519	17 567
SM	San Marino	0	0	0	0	C	C
TR	Turkey	0	0	0	8 642	C	D
UA	Ukraine	0	2 382	-2 382	2 850	-1 464	4 314
RS	Serbia	109	103	6	1 016	-103	1 120
E4	AFRICA	0	98	-98	-51	468	-520
	<i>of which</i>						
DZ	Algeria	0	D	D	0	0	0
TN	Tunisia	0	D	D	-51	C	C
GN	Guinea	0	0	0	0	D	C
GW	Guinea-Bissau	0	D	D	0	D	D
ZA	South Africa	0	98	-98	0	-98	98
CG	Congo	0	D	D	0	D	D
MU	Mauritius	0	0	0	0	D	C
SC	Seychelles	0	0	0	0	352	-352
E7	AMERICA	0	240 693	-240 693	-2 527	179 475	-182 002
E8	North American countries	0	240 378	-240 378	-101	189 162	-189 263
	<i>of which</i>						
GL	Greenland	0	0	0	D	0	D
CA	Canada	0	5 961	-5 961	C	12 113	D
US	United States	0	234 417	-234 417	185	177 050	-176 865
E9	Central American countries	0	32	-32	-1 026	-18 244	17 218
	<i>of which</i>						
AI	Anguilla	0	0	0	D	0	D
AG	Antigua and Barbuda	0	D	D	0	0	0
BS	Bahamas	0	0	0	0	C	C
BB	Barbados	0	D	D	0	D	D
BZ	Belize	0	0	0	0	-2 482	2 482
BM	Bermuda	0	0	0	0	609	-609
VG	Virgin Islands, British	0	17	-17	0	-6 393	6 393
KY	Cayman Islands	0	0	0	0	458	-458
MX	Mexico	0	15	-15	D	-1	D

4.6. DIRECT INVESTMENT INCOME in 2009

Countries - Part 1/2

Income flows

USD thousand

Code	Country	Income on Equity					
		Dividends			Reinvested profits		
		Credit	Debit	Net	Credit	Debit	Net
NI	Nicaragua	0	0	0	0	C	C
PA	Panama	0	0	0	0	-1 595	1 595
VC	St Vincent and the Grenadines	0	0	0	0	-4 598	4 598
F1	South American countries	0	283	-283	-1 400	8 557	-9 957
	<i>of which</i>						
AR	Argentina	0	59	-59	C	-59	D
BR	Brazil	0	65	-65	-1 457	10 153	-11 609
GY	Guyana	0	0	0	0	D	C
CL	Chile	0	83	-83	69	-83	152
PY	Paraguay	0	D	D	D	D	D
PE	Peru	0	0	0	-97	D	C
UY	Uruguay	0	D	D	0	D	D
VE	Venezuela	0	76	-76	0	-39	39
F2	ASIA	5	9 942	-9 937	4 021	-85 466	89 487
F3	Near and Middle East countries	0	648	-648	16 251	-1 835	18 087
	<i>of which</i>						
IL	Israel	0	475	-475	0	-2 309	2 309
IQ	Iraq	0	D	D	0	0	0
AE	United Arab Emirates	0	D	D	50	523	-473
AM	Armenia	0	0	0	-44	D	C
AZ	Azerbaijan	0	34	-34	0	-34	34
GE	Georgia	0	15	-15	16 245	-15	16 260
JO	Jordan	0	D	D	0	D	D
LB	Lebanon	0	D	D	0	0	0
SY	Syrian Arab Republic	0	0	0	0	D	D
F6	Other Asian countries	5	9 294	-9 289	-12 230	-83 631	71 400
	<i>of which</i>						
BN	Brunei Darussalam	0	0	0	0	C	C
CN	China	0	32	-32	262	-5 696	5 958
HK	Hong Kong	0	0	0	-63	-8 822	8 760
IN	India	5	61	-56	-13 666	2 055	-15 721
ID	Indonesia	0	0	0	0	C	C
JP	Japan	0	8 866	-8 866	0	-2 893	2 893
KZ	Kazakhstan	0	122	-122	1 135	-372	1 506
KR	Korea, Republic of (South Korea)	0	118	-118	0	-59 860	59 860
KG	Kyrgyzstan	0	59	-59	0	-59	59
MY	Malaysia	0	0	0	0	C	C
MN	Mongolia	0	0	0	12	D	C
MM	Myanmar (Burma)	0	0	0	-19	D	C
SG	Singapore	0	0	0	0	C	C
TW	Taiwan, Province of China	0	0	0	0	D	D
TM	Turkmenistan	0	0	0	D	0	D
UZ	Uzbekistan	0	35	-35	C	D	D
F7	OCEANIA AND POLAR REGIONS	0	1 156	-1 156	0	-1 895	1 895
	<i>of which</i>						
AU	Australia	0	1 127	-1 127	0	-2 031	2 031
MH	Marshall Islands	0	0	0	0	D	C
FM	Micronesia, Federated states of	0	D	D	0	D	D
NZ	New Zealand	0	29	-29	0	194	-194
WS	Samoa	0	0	0	0	C	C
NU	Niue	0	D	D	0	0	0
I4	Euro-zone 15	258 719	8 412 656	-8 153 938	389 529	3 633 877	-3 244 349
J4	Extra-euro-zone 15	87 619	922 880	-835 261	80 060	-81 555	161 616
D3	EU-25	318 604	8 911 731	-8 593 127	448 081	3 382 626	-2 934 545
D5	Extra-EU-25	27 734	423 806	-396 072	21 508	169 696	-148 188
D2	EU-15	241 109	8 531 857	-8 290 748	350 637	3 214 514	-2 863 877
D4	Extra-EU-15	105 229	803 679	-698 450	118 952	337 808	-218 856
D8	New EU Members States 2004	77 495	379 874	-302 379	97 444	168 112	-70 668
V1	EU-27	321 250	8 912 030	-8 590 780	529 919	3 382 141	-2 852 222
V2	Extra EU-27	25 088	423 507	-398 419	-60 330	170 181	-230 511
A8	OECD	300 954	9 106 727	-8 805 772	398 879	3 452 620	-3 053 741
A5	EFTA	610	166 351	-165 741	-6 278	117 857	-124 135
B1	NAFTA	0	240 393	-240 393	-1 127	189 161	-190 287
C4	Offshore financial centres	0	459	-459	-340	53 414	-53 754
A9	CEE	631	217	413	-41 385	-909	-40 476

4.6. DIRECT INVESTMENT INCOME in 2009

Countries - Part 2/2

Income flows

USD thousand

Code	Country	Income on debt (interest)			Total Direct investment income		
		Credit	Debit	Net	Credit	Debit	Net
A1	TOTAL WORLD	3 679	631 977	-628 298	819 606	13 519 836	-12 700 230
E1	EUROPE	3 478	629 856	-626 379	817 957	13 170 410	-12 352 454
	<i>of which</i>						
BE	Belgium	0	16 081	-16 081	C	1 461 317	D
BG	Bulgaria	81	-2	83	39 048	46	39 002
DK	Denmark	0	12 720	-12 720	91	51 405	-51 314
DE	Germany	389	80 409	-80 020	66 804	1 590 023	-1 523 219
EE	Estonia	0	0	0	537	-1 169	1 706
IE	Ireland	0	3 118	-3 118	C	13 278	D
GR	Greece	D	0	D	0	-1 443	1 443
ES	Spain	0	20 880	-20 880	-466	593 085	-593 550
FR	France	0	36 380	-36 380	-3 535	1 179 434	-1 182 968
IT	Italy	0	3 077	-3 077	1 489	9 494	-8 005
CY	Cyprus	0	23 270	-23 270	72 816	355 490	-282 674
LV	Latvia	D	17	D	D	12	D
LT	Lithuania	D	10	D	D	-2 302	D
LU	Luxembourg	0	125 317	-125 317	145 190	248 836	-103 646
HU	Hungary	219	11 284	-11 065	-6 939	32 628	-39 568
MT	Malta	0	6 825	-6 825	2 122	4 857	-2 735
NL	Netherlands	-46	197 333	-197 379	353 211	5 413 111	-5 059 900
AT	Austria	-1 077	30 275	-31 352	8 560	1 733 157	-1 724 597
PL	Poland	-24	4 245	-4 270	68 571	113 205	-44 634
PT	Portugal	D	60	D	C	948	D
RO	Romania	21	-103	123	45 538	-338	45 876
SI	Slovenia	0	3 942	-3 942	-5 410	214	-5 624
SK	Slovakia	504	-1 275	1 779	45 030	93 369	-48 339
FI	Finland	0	-1 082	1 082	0	-9 382	9 382
SE	Sweden	C	11 186	D	C	170 300	D
GB	United Kingdom	0	9 204	-9 204	-5 033	-162 233	157 200
IS	Iceland	0	D	D	5	D	D
LI	Liechtenstein	0	D	D	-277	D	D
NO	Norway	0	583	-583	0	3 585	-3 585
CH	Switzerland	5	29 927	-29 922	-5 391	233 839	-239 230
E2	Other European countries	471	5 423	-4 952	-30 551	-32 402	1 851
	<i>of which</i>						
AD	Andorra	0	C	C	D	C	C
AL	Albania	0	D	D	-41 307	D	C
BA	Bosnia and Herzegovina	0	0	0	C	0	C
BY	Belarus	0	0	0	2 554	-8	2 563
GG	Guernsey	0	472	-472	0	-2 218	2 218
GI	Gibraltar	0	0	0	0	-342	342
IM	Isle of Man	0	56	-56	0	352	-352
JE	Jersey	0	0	0	0	6 015	-6 015
HR	Croatia	2	0	2	D	-692	D
MK	Macedonia, the Former Yugoslav Republic of	0	D	D	D	D	D
RU	Russian Federation	224	4 721	-4 497	-4 090	-38 491	34 402
SM	San Marino	0	0	0	0	C	C
TR	Turkey	8	C	D	8 651	C	D
UA	Ukraine	78	-89	167	2 928	829	2 099
RS	Serbia	158	-19	177	1 284	-19	1 303
E4	AFRICA	23	0	23	-29	566	-595
	<i>of which</i>						
DZ	Algeria	0	D	D	0	0	0
TN	Tunisia	23	D	C	-29	C	C
GN	Guinea	0	0	0	0	D	C
GW	Guinea-Bissau	0	0	0	0	0	0
ZA	South Africa	0	0	0	0	0	0
CG	Congo	0	0	0	0	0	0
MU	Mauritius	0	0	0	0	D	C
SC	Seychelles	0	0	0	0	352	-352
E7	AMERICA	179	-4 785	4 964	-2 348	415 383	-417 731
E8	North American countries	63	-4 197	4 260	-37	425 343	-425 381
	<i>of which</i>						
GL	Greenland	0	0	0	D	0	D
CA	Canada	0	11	-11	C	18 084	D
US	United States	63	-4 208	4 271	248	407 259	-407 011
E9	Central American countries	115	964	-848	-911	-17 248	16 338
	<i>of which</i>						
AI	Anguilla	0	0	0	D	0	D
AG	Antigua and Barbuda	0	D	D	0	0	0
BS	Bahamas	0	0	0	0	C	C
BB	Barbados	0	D	D	0	0	0
BZ	Belize	0	0	0	0	-2 482	2 482
BM	Bermuda	0	0	0	0	609	-609
VG	Virgin Islands, British	0	665	-665	0	-5 711	5 711
KY	Cayman Islands	0	0	0	0	458	-458
MX	Mexico	115	236	-120	D	249	D

4.6. DIRECT INVESTMENT INCOME in 2009

Countries - Part 2/2

Income flows

USD thousand

Code	Country	Income on debt (interest)			Total Direct investment income		
		Credit	Debit	Net	Credit	Debit	Net
NI	Nicaragua	0	0	0	0	C	C
PA	Panama	0	62	-62	0	-1 532	1 532
VC	St Vincent and the Grenadines	0	0	0	0	-4 598	4 598
F1	South American countries	0	-1 552	1 552	-1 400	7 288	-8 689
	<i>of which</i>						
AR	Argentina	0	0	0	C	0	D
BR	Brazil	0	-1 552	1 552	-1 457	8 666	-10 122
GY	Guyana	0	0	0	0	D	C
CL	Chile	0	0	0	69	0	69
PY	Paraguay	0	0	0	D	0	D
PE	Peru	0	0	0	-97	D	C
UY	Uruguay	0	0	0	0	0	0
VE	Venezuela	0	0	0	0	37	-37
F2	ASIA	0	6 906	-6 905	4 026	-68 618	72 645
F3	Near and Middle East countries	-17	265	-282	16 234	-923	17 157
	<i>of which</i>						
IL	Israel	0	265	-265	0	-1 569	1 569
IQ	Iraq	0	D	D	0	0	0
AE	United Arab Emirates	0	D	D	50	646	-596
AM	Armenia	0	0	0	-44	D	C
AZ	Azerbaijan	0	0	0	0	0	0
GE	Georgia	-17	0	-17	16 228	0	16 228
JO	Jordan	0	D	D	0	D	D
LB	Lebanon	0	D	D	0	0	0
SY	Syrian Arab Republic	0	0	0	0	D	D
F6	Other Asian countries	17	6 641	-6 624	-12 208	-67 696	55 487
	<i>of which</i>						
BN	Brunei Darussalam	0	0	0	0	C	C
CN	China	0	-177	177	262	-5 840	6 102
HK	Hong Kong	0	37	-37	-63	-8 785	8 722
IN	India	0	2 137	-2 137	-13 661	4 253	-17 915
ID	Indonesia	0	C	C	0	C	C
JP	Japan	0	2 609	-2 609	0	8 583	-8 583
KZ	Kazakhstan	17	0	17	1 152	-249	1 401
KR	Korea, Republic of (South Korea)	0	148	-148	0	-59 594	59 594
KG	Kyrgyzstan	0	0	0	0	0	0
MY	Malaysia	0	0	0	0	C	C
MN	Mongolia	0	0	0	12	D	C
MM	Myanmar (Burma)	0	0	0	-19	D	C
SG	Singapore	0	C	C	0	C	C
TW	Taiwan, Province of China	0	D	D	0	D	D
TM	Turkmenistan	0	0	0	D	0	D
UZ	Uzbekistan	0	0	0	C	D	D
F7	OCEANIA AND POLAR REGIONS	0	0	0	0	-739	739
	<i>of which</i>						
AU	Australia	0	0	0	0	-905	905
MH	Marshall Islands	0	0	0	0	D	C
FM	Micronesia, Federated states of	0	D	D	0	0	0
NZ	New Zealand	0	0	0	0	223	-223
WS	Samoa	0	0	0	0	C	C
NU	Niue	0	D	D	0	0	0
I4	Euro-zone 15	-733	545 885	-546 619	647 514	12 592 419	-11 944 905
J4	Extra-euro-zone 15	4 413	86 092	-81 679	172 092	927 417	-755 325
D3	EU-25	2 900	593 276	-590 376	769 585	12 887 633	-12 118 049
D5	Extra-EU-25	779	38 701	-37 921	50 021	632 202	-582 181
D2	EU-15	2 201	544 958	-542 757	593 947	12 291 330	-11 697 382
D4	Extra-EU-15	1 478	87 019	-85 541	225 659	1 228 506	-1 002 847
D8	New EU Members States 2004	699	48 318	-47 619	175 637	596 304	-420 666
V1	EU-27	3 002	593 171	-590 169	854 170	12 887 342	-12 033 171
V2	Extra EU-27	678	38 806	-38 128	-34 564	632 494	-667 058
A8	OECD	3 092	588 525	-585 433	702 925	13 147 872	-12 444 946
A5	EFTA	5	31 262	-31 257	-5 663	315 470	-321 133
B1	NAFTA	179	-3 961	4 140	-948	425 593	-426 541
C4	Offshore financial centres	0	4 197	-4 197	-340	58 070	-58 410
A9	CEE	160	-19	179	-40 594	-710	-39 883

**5.1. FDI POSITIONS ABROAD
IN 1993 - 2010**

mil. CZK
mil. USD
mil. EUR

Year	Equity capital	Reinvested earnings	Other capital	Total capital
As to 1 Jan.1993	2 634,0 91,2 75,4			2 634,0 91,2 75,4
1993	5 432,9 181,4 161,8			5 432,9 181,4 161,8
1994	8 426,9 300,4 246,6			8 426,9 300,4 246,6
1995	9 190,1 345,5 269,8			9 190,1 345,5 269,8
1996	13 609,2 497,9 401,3			13 609,2 497,9 401,3
1997	16 364,5 472,5 428,1	2 020,6 58,3 52,9	604,3 17,4 15,8	18 989,4 548,2 496,8
1998	22 991,8 770,1 656,5	-1 090,6 -36,5 -31,1	2 102,3 70,4 60,0	24 003,5 804,0 685,4
1999	24 232,2 673,5 670,7	-1 816,3 -50,5 -50,3	2 699,0 75,0 74,7	25 114,9 698,0 695,1
2000	28 110,7 743,4 801,1	-3 313,2 -87,6 -94,4	3 101,8 82,0 88,4	27 899,3 737,8 795,1
2001	34 685,0 956,6 1 084,6	2 948,6 81,3 92,2	3 542,5 97,7 110,8	41 176,1 1 135,6 1 287,6
2002	47 060,5 1 561,3 1 489,3	-7 588,4 -251,8 -240,1	4 925,0 163,4 155,9	44 397,1 1 473,0 1 405,0
2003	48 521,3 1 891,4 1 497,3	2 444,2 95,3 75,4	7 616,0 296,9 235,0	58 581,5 2 283,5 1 807,8
2004	57 168,7 2 556,2 1 876,5	13 495,3 603,4 443,0	13 423,4 600,2 440,6	84 087,3 3 759,8 2 760,1
2005	63 459,1 2 580,9 2 187,9	16 602,0 675,2 572,4	8 711,6 354,3 300,3	88 772,7 3 610,4 3 060,6
2006	71 892,4 3 443,8 2 614,7	24 856,4 1 190,7 904,0	7 994,5 383,0 290,8	104 743,3 5 017,4 3 809,5
2007	72 969,5 4 036,4 2 741,2	67 269,5 3 721,1 2 527,0	14 461,9 800,0 543,3	154 700,9 8 557,4 5 811,5
2008	122 066,4 6 309,6 4 532,7	107 205,1 5 541,5 3 980,9	13 156,9 680,1 488,6	242 428,4 12 531,2 9 002,2

**5.1. FDI POSITIONS ABROAD
IN 1993 - 2010**

mil. CZK
mil. USD
mil. EUR

Year	Equity capital	Reinvested earnings	Other capital	Total capital
2009	128 775,0	127 924,8	15 229,7	271 929,5
	7 010,8	6 964,5	829,1	14 804,5
	4 865,9	4 833,7	575,5	10 275,1
2010/*	128 921,7	134 697,6	27 447,9	291 067,2
	6 875,5	7 183,5	1 463,8	15 522,8
	5 144,5	5 375,0	1 095,3	11 614,8

Note: Negative sign indicates loss or disinvestment.

/* - preliminary data

**5.2. FDI POSITIONS IN THE CZECH REPUBLIC
IN 1993 - 2010**

mil. CZK
mil. USD
mil. EUR

Year	Equity capital	Reinvested earnings	Other capital	Total capital
As to 1 Jan.1993	83 488,7 2 889,0 2 391,4			83 488,7 2 889,0 2 391,4
1993	102 539,1 3 423,1 3 053,7			102 539,1 3 423,1 3 053,7
1994	127 533,5 4 546,8 3 732,3			127 533,5 4 546,8 3 732,3
1995	195 526,3 7 350,0 5 741,0			195 526,3 7 350,0 5 741,0
1996	234 301,1 8 572,4 6 909,9			234 301,1 8 572,4 6 909,9
1997	275 552,5 7 955,7 7 209,3	9 122,2 263,4 238,6	35 145,6 1 014,7 919,5	319 820,3 9 233,8 8 367,4
1998	349 879,0 11 719,3 9 990,6	14 937,5 500,3 426,5	64 351,3 2 155,4 1 837,5	429 167,8 14 375,0 12 254,6
1999	506 546,0 14 078,9 14 020,1	31 833,1 884,8 881,1	93 126,0 2 588,3 2 577,5	631 505,3 17 552,1 17 478,7
2000	641 391,6 16 962,2 18 278,5	60 826,2 1 608,6 1 733,4	116 193,8 3 072,9 3 311,3	818 411,6 21 643,7 23 323,2
2001	706 410,0 19 482,3 22 089,1	131 127,3 3 616,4 4 100,3	144 797,7 3 993,5 4 527,8	982 335,0 27 092,2 30 717,2
2002	798 060,8 26 477,6 25 255,1	215 042,1 7 134,5 6 805,1	152 426,2 5 057,1 4 823,6	1 165 529,1 38 669,2 36 883,8
2003	767 018,3 29 898,6 23 669,8	242 373,5 9 447,8 7 479,5	152 391,8 5 940,3 4 702,7	1 161 783,7 45 286,6 35 852,0
2004	800 580,3 35 796,1 26 278,7	321 262,0 14 364,5 10 545,3	158 752,5 7 098,3 5 211,0	1 280 594,8 57 258,9 42 035,0
2005	908 842,5 36 962,8 31 334,0	407 259,3 16 563,3 14 041,0	175 462,2 7 136,1 6 049,4	1 491 564,0 60 662,3 51 424,4
2006	972 585,2 46 588,7 35 373,2	524 880,6 25 142,8 19 090,0	169 294,9 8 109,5 6 157,3	1 666 760,7 79 841,0 60 620,5
2007	1 095 048,4 60 573,5 41 136,3	747 355,8 41 340,6 28 075,0	189 707,0 10 493,8 7 126,5	2 032 111,2 112 408,0 76 337,8
2008	1 128 087,5 58 311,2 41 889,6	822 400,7 42 510,1 30 538,5	238 966,7 12 352,3 8 873,6	2 189 455,0 113 173,5 81 301,7

**5.2. FDI POSITIONS IN THE CZECH REPUBLIC
IN 1993 - 2010**

mil. CZK
mil. USD
mil. EUR

Year	Equity capital	Reinvested earnings	Other capital	Total capital
2009	1 214 533,0	869 571,6	227 092,8	2 311 197,4
	66 122,2	47 341,7	12 363,5	125 827,4
	45 892,0	32 857,4	8 580,9	87 330,3
2010/*	1 242 288,8	952 143,0	241 185,7	2 435 617,5
	66 251,9	50 778,3	12 862,6	129 892,7
	49 572,6	37 994,5	9 624,3	97 191,4

Note: Negative sign indicates loss or disinvestment.

/* - preliminary data

**5.3. FDI OUTWARD FLOWS
IN 1993 - 2010**

mil. CZK
mil. USD
mil. EUR

Year	Equity capital	Reinvested earnings	Other capital	Total capital
1993	2 628,6 90,2 77,1			2 628,6 90,2 77,1
1994	3 443,3 119,6 101,1			3 443,3 119,6 101,1
1995	971,6 36,6 28,3			971,6 36,6 28,3
1996	4 150,0 152,9 122,0			4 150,0 152,9 122,0
1997	800,0 25,2 22,3			800,0 25,2 22,3
1998	5 650,0 175,1 156,2	-3 111,2 -96,4 -86,0	1 563,4 48,5 43,2	4 102,2 127,2 113,4
1999	3 123,7 90,3 84,7	-538,4 -15,6 -14,6	522,3 15,1 14,2	3 107,6 89,8 84,3
2000	1 964,7 50,9 55,2	-718,8 -18,6 -20,2	407,8 10,6 11,4	1 653,7 42,9 46,4
2001	3 508,7 92,3 102,9	2 339,8 61,5 68,7	440,7 11,6 12,9	6 289,2 165,4 184,5
2002	7 908,7 241,6 256,7	-2 531,9 -77,3 -82,2	1 382,5 42,2 44,9	6 759,3 206,5 219,4
2003	-344,0 -12,2 -10,8	3 468,6 122,9 108,9	2 691,0 95,3 84,5	5 815,7 206,0 182,6
2004	11 611,4 451,8 363,9	8 648,6 336,5 271,1	5 807,3 226,0 182,1	26 067,3 1 014,3 817,1
2005	7 968,2 332,7 267,5	-3 705,4 -154,7 -124,4	-4 711,8 -196,8 -158,2	-449,0 -18,8 -15,1
2006	22 346,5 988,4 788,4	11 540,2 510,4 407,2	-717,1 -31,7 -25,3	33 169,6 1 467,1 1 170,3
2007	5 882,7 289,7 211,9	20 529,6 1 010,9 739,5	6 467,4 318,5 233,0	32 879,7 1 619,1 1 184,3
2008	17 100,0 1 003,8 685,6	58 007,7 3 405,2 2 325,7	-1 305,0 -76,6 -52,3	73 802,7 4 332,4 2 959,0

**5.3. FDI OUTWARD FLOWS
IN 1993 - 2010**

mil. CZK
mil. USD
mil. EUR

Year	Equity capital	Reinvested earnings	Other capital	Total capital
2009	7 078,1	8 949,0	2 072,7	18 099,8
	371,4	469,6	108,8	949,8
	267,6	338,4	78,4	684,4
2010/*	5 866,6	14 017,3	12 624,0	32 507,8
	307,0	733,5	660,5	1 701,0
	232,0	554,3	499,2	1 285,4

Note: Negative sign indicates loss or disinvestment.

/* - preliminary data

**5.4. FDI INWARD FLOWS
IN 1993 - 2010**

mil. CZK
mil. USD
mil. EUR

Year	Equity capital	Reinvested earnings	Other capital	Total capital
1993	19 050,4 653,5 558,6			19 050,4 653,5 558,6
1994	24 994,4 868,5 733,8			24 994,4 868,5 733,8
1995	67 992,8 2 562,2 1 981,9			67 992,8 2 562,2 1 981,9
1996	38 774,8 1 428,4 1 140,3			38 774,8 1 428,4 1 140,3
1997	41 251,4 1 300,4 1 152,2			41 251,4 1 300,4 1 152,2
1998	81 947,5 2 539,6 2 266,0	5 815,3 180,2 160,8	32 205,7 998,1 890,5	119 968,5 3 717,9 3 317,3
1999	168 743,9 4 877,0 4 575,2	23 871,6 689,9 647,3	26 196,0 757,1 710,3	218 811,5 6 324,0 5 932,8
2000	134 906,4 3 495,9 3 788,4	36 870,8 955,4 1 035,4	20 643,9 535,0 579,7	192 421,1 4 986,3 5 403,5
2001	128 224,8 3 371,0 3 762,1	57 756,6 1 518,4 1 694,6	28 603,9 752,0 839,3	214 585,3 5 641,4 6 296,0
2002	205 712,7 6 284,0 6 676,4	64 348,3 1 965,7 2 088,4	7 628,5 233,0 247,6	277 689,5 8 482,7 9 012,4
2003	-1 539,9 -54,6 -48,4	60 890,3 2 157,2 1 912,1	-34,4 -1,2 -1,1	59 316,1 2 101,4 1 862,7
2004	45 724,2 1 779,1 1 433,2	75 758,7 2 947,7 2 374,6	6 360,7 247,5 199,4	127 843,6 4 974,3 4 007,2
2005	184 317,8 7 696,9 6 188,5	78 154,0 3 263,6 2 624,0	16 709,7 697,8 561,0	279 181,5 11 658,3 9 373,5
2006	42 409,8 1 875,8 1 496,3	87 188,8 3 856,4 3 076,2	-6 167,3 -272,8 -217,6	123 431,3 5 459,4 4 354,9
2007	50 995,5 2 511,1 1 836,9	140 536,1 6 920,2 5 062,2	20 412,1 1 005,1 735,3	211 943,7 10 436,5 7 634,3
2008	19 654,2 1 153,8 788,0	41 215,6 2 419,5 1 652,5	49 259,8 2 891,7 1 975,0	110 129,6 6 464,9 4 415,4

**5.4. FDI INWARD FLOWS
IN 1993 - 2010**

mil. CZK
mil. USD
mil. EUR

Year	Equity capital	Reinvested earnings	Other capital	Total capital
2009	19 094,5	67 696,6	-30 997,3	55 793,9
	1 002,0	3 552,3	-1 626,6	2 927,7
	722,0	2 559,9	-1 172,1	2 109,8
2010/*	27 755,6	82 572,1	19 186,6	129 514,2
	1 452,3	4 320,7	1 004,0	6 777,0
	1 097,5	3 265,0	758,7	5 121,2

Note: Negative sign indicates loss or disinvestment.
/* - preliminary data

5.5. SHARE OF PRIVATIZATION YIELDS IN FDI INWARD FLOWS

USD thousand

Year	FDI inward flows	
	Total	of which privatization yields
1993*	653 500,0	290 397,8
1994*	868 500,0	144 020,2
1995*	2 562 200,0	160 568,9
1996*	1 428 400,0	23 048,2
1997*	1 300 400,0	14 386,8
1998	3 717 900,0	126 103,1
1999	6 323 522,5	710 336,3
2000	4 986 295,6	799 948,2
2001	5 641 340,2	1 597 528,1
2002	8 482 694,8	3 836 038,3
2003	2 101 394,1	108 289,9
2004	4 974 281,2	19 366,9
2005	11 658 307,7	4 375 539,5
2006	5 459 388,2	319,9
2007	10 436 465,7	12,3
2008	6 464 900,9	0,0
2009	2 927 736,3	0,0
2010**	6 776 947,7	0,0
Total	86 764 174,9	12 205 904,4

/* Until 1997, the FDI inward flows represent investment in equity capital;
starting from 1998 data include also reinvested earnings and other capital

/** preliminary data

6. SELECTED INDICATORS OF CZECH CONTROLLED ENTERPRISES ABROAD (FATS) in 2009

6.1. Economic sectors - activities

USD thousand

Code	NACE Rev.1	Activity	Turnover	Employment	Value Added	Personnel Cost	Gross Investment in Tangible Goods	Exports of Goods and Services	Imports of Goods and Services
0595	01-05	AGRICULTURE AND FISHING	0	0	0	0	0	0	0
1495	10-14	MINING AND QUARRYING	216 282	58	2 732	12 967	16 737	23 033	33 047
1100	11	Extraction of petroleum and gas	30 351	36	C	4 256	12 322	C	C
3995	15-37	MANUFACTURING	1 836 554	400	278 468	169 205	193 000	617 182	400 240
1605	15-16	Food products	258 494	94	30 476	23 551	36 370	50 241	39 696
1805	17-18	Textiles and wearing apparel	20 883	11	4 784	2 501	C	D	3 636
2205	20-22	Wood, publishing and printing	35 771	8	6 291	1 924	C	C	21 500
2300	23	Refined petroleum products	0	0	0	0	0	0	0
2400	24	Chemicals products	1 137 312	156	190 611	106 597	128 449	D	111 605
2500	25	Rubber and plastic products	224 083	36	20 632	13 380	258	C	177 494
2805	27-28	Metal products	101 086	54	19 543	14 590	D	56 270	17 531
2900	29	Mechanical products	20 751	7	3 429	2 680	C	881	13 981
2995	27-29	Total metal & mechanical products	121 837	61	22 971	17 270	27 345	57 151	31 512
3000	30	Office machinery and computers	0	0	0	D	0	0	0
3200	32	Radio, TV, communication equipments	5 982	1	2 119	D	0	C	2 710
3400	34	Motor vehicles	0	0	0	0	0	0	0
3500	35	Other transport equipment	C	C	0	C	C	C	C
3595	34-35	Motor vehicles and other transport equipments	C	C	0	C	C	C	C
4195	40-41	ELECTRICITY, GAS AND WATER	3 395 680	861	608 996	149 540	234 219	262 581	155 931
4500	45	CONSTRUCTION	174 301	83	-1 184	20 481	379 690	17 137	4 061
5095	50-99	TOTAL SERVICES	1 878 778	442	198 159	155 985	147 802	219 252	494 564
5295	50-52	TRADE AND REPAIRS	1 403 152	140	D	65 418	61 071	102 802	432 094
5000	50	Trade and repair of motor vehicles	30 012	4	2 255	2 294	835	906	17 256
5100	51	Wholesale trade	1 335 266	117	67 086	56 854	57 881	101 085	392 270
5200	52	Retail trade	37 874	19	D	6 270	2 354	810	22 567
5500	55	HOTELS AND RESTAURANTS	C	C	0	C	C	C	0
6495	60-64	TRANSPORT, STORAGE,	21 387	18	7 691	5 690	956	13 224	15 440
6395	60-63	Transport and storage	21 387	D	7 691	5 690	956	13 224	15 440
6000	60	Land transport	C	6	1 748	1 619	C	2 910	6 456
6100	61	Water transport	0	D	D	D	0	D	D
6200	62	Air transport	C	C	C	C	C	C	C
6300	63	Auxiliary transport activities	15 845	8	4 317	2 665	166	9 991	8 975
6400	64	Post and telecommunications	0	C	0	0	0	0	0
6410	641	Post and courier activities	0	0	0	0	0	0	0
6420	642	Telecommunications	0	C	0	0	0	0	0
6895	65-67	FINANCIAL INTERMEDIATION	22 558	26	7 495	6 314	C	C	C
6500	65	Financial intermediation, except insurance and pension funds	C	25	7 459	C	C	C	C
6600	66	Insurance companies, pension funds	667	D	C	235	0	0	C
6700	67	Activities auxiliary to financial intermediation	C	C	C	C	C	C	0
7395	70-74	REAL ESTATE AND BUSINESS ACTIVITIES	426 651	248	108 808	75 984	83 024	101 368	45 280
7000	70	REAL ESTATE ACTIVITIES	153 539	47	59 972	20 605	73 912	58 482	C
7100	71	RENTING OF MACHINERY AND	D	D	D	D	D	D	0
7200	72	COMPUTER AND RELATED ACTIVITIES	60 523	85	4 963	10 008	1 026	5 286	10 088
7300	73	RESEARCH AND DEVELOPMENT	C	C	C	C	C	C	C
7400	74	OTHER BUSINESS ACTIVITIES	209 843	111	42 380	42 915	7 894	37 539	32 454
7410	741	<i>of which</i> Business and management consultancy activities	28 068	5	-202	1 754	C	C	C
7411	7411	<i>of which</i> Legal activities	C	0	0	0	0	0	0
7412	7412	Account., bookkeep., audit and tax consulting	C	1	C	489	0	C	0
7413	7413	Market research and public opinion polling	0	0	D	0	0	0	0
7414	7414	Business and management consultancy activities	26 467	4	-200	1 265	C	C	C
7415	7415	Management activities of holding companies	0	0	C	0	0	0	0
7420	742	Architectural, engineering and other tech. activities	80 104	13	3 175	7 975	C	C	11 259
7440	744	Advertising	C	C	153	C	0	0	0
7490	743,745-748	Other business activities, n.i.e.	D	D	39 254	D	5 406	35 175	D
8000	80	EDUCATION	0	0	0	0	0	0	0
8500	85	HEALTH AND SOCIAL WORK	0	0	0	0	0	0	0
9000	90	SEWAGE AND REFUSE DISPOSAL	D	C	0	0	0	0	D
9100	91	ACTIVITIES OF MEMBERSHIP ORG. N.E.C.	0	0	0	0	0	0	0
9200	92	RECREATIONAL, CULTURAL & SPORTING ACT.	4 545	10	-3 906	2 578	721	C	1 153
9235	921,922	Motion, RTV and other entertainment activities	C	C	C	C	0	C	C
9240	923	News agency activities	0	0	0	0	0	0	0
9250	925	Library, archives, museums and other cultural act.	0	0	0	0	0	0	0
9275	926-927	Sporting and other recreational activities	D	D	D	D	721	0	C

6. SELECTED INDICATORS OF CZECH CONTROLLED ENTERPRISES ABROAD (FATS) in 2009

6.1. Economic sectors - activities

USD thousand

Code	NACE Rev.1	Activity	Turnover	Employment	Value Added	Personnel Cost	Gross Investment in Tangible Goods	Exports of Goods and Services	Imports of Goods and Services
9300	93	OTHER SERVICE ACTIVITIES	C	D	C	D	0	C	C
9994	10-99	TOTAL EXCLUDING AGRICULTURE AND FISHING	7 501 595	1 844	1 087 171	508 178	971 449	1 139 185	1 087 842
9996		Not allocated	0	0	0	0	0	0	0
9999	01-99	TOTAL	7 501 595	1 844	1 087 171	508 178	971 449	1 139 185	1 087 842

/C,D - confidential data (identifiable respondent)

6. SELECTED INDICATORS OF CZECH CONTROLLED ENTERPRISES ABROAD (FATS) in 2009

6.11. Economic sectors - activities (NACE Rev. 2)

USD thousand

Code	NACE Rev.2	Activity	Turnover	Employment	Value Added	Personnel Cost	Gross Investment in Tangible Goods	Exports of Goods and Services	Imports of Goods and Services
A0395	01-03	AGRICULTURE, FORESTRY AND FISHING	0	0	0	0	0	0	0
B0995	05-09	MINING AND QUARRYING	D	D	D	D	0	D	0
-									
C3395	10-33	MANUFACTURING	1 750 988	350	254 571	157 940	147 290	597 064	400 606
-		of which							
C1205	10-12	Food products, beverages and tobacco products	199 239	82	C	20 046	7 660	50 128	60 162
C1405	13-14	Textiles and wearing apparel	D	D	D	D	C	D	D
C1805	16-18	Wood, paper, printing and reproduction	C	C	C	C	C	C	C
C1995	19-22	Petroleum, chemicals, pharmaceutical, rubber and plastic products	1 283 886	152	197 900	111 388	113 042	448 833	264 719
C2505	24-25	Basic metals and fabricated metal products	100 720	55	18 976	14 739	25 881	56 152	17 104
C2600	26	Computer, electronic and optical products	4 895	2	1 656	527	0	C	2 114
C2800	28	Manufacture of machinery and equipment n.e.c.	9 941	6	2 788	1 787	0	D	4 107
C2900	29	Manufacture of motor vehicles, trailers and semi-trailers	C	D	C	C	0	C	C
C3000	30	Manufacture of other transport equipment	C	C	0	C	C	C	C
C3390	15,23,27,31-33	Other manufacturing (leather, furniture, electrical equipment, repair and installation)	82 347	18	79	2 728	D	D	D
-									
D3500	35	ELECTRICITY, GAS, STEAM AND AIR CONDITIONING SUPPLY	3 701 146	861	455 480	135 956	219 582	262 581	155 931
E3995	36-39	WATER SUPPLY; SEWERAGE, WASTE MANAGEMENT AND REMEDIATION ACTIVITIES	C	C	C	C	0	C	0
F4395	41-43	CONSTRUCTION	133 540	55	-6 962	10 702	379 436	3 937	4 377
-									
X9995	45-99	TOTAL SERVICES	997 174	362	136 785	123 895	71 104	77 291	397 283
-		of which							
G4795	45-47	WHOLESALE AND RETAIL TRADE; REPAIR OF MOTOR VEHICLES AND MOTORCYCLES	669 312	126	D	D	60 176	20 132	336 355
H5395	49-53	TRANSPORTATION AND STORAGE	22 469	18	8 465	6 043	956	13 351	17 247
I5695	55-56	ACCOMMODATION AND FOOD SERVICE ACTIVITIES	C	C	0	C	C	C	0
J6395	58-63	INFORMATION AND COMMUNICATION	63 029	86	5 537	10 181	1 026	5 409	10 856
K6695	64-66	FINANCIAL AND INSURANCE ACTIVITIES	800	2	-1 315	374	C	C	C
L6800	68	REAL ESTATE ACTIVITIES	C	1	974	167	C	C	0
M7595	69-75	PROFESSIONAL, SCIENTIFIC AND TECHNICAL ACTIVITIES	110 768	24	3 811	10 546	2 530	2 170	12 170
N8295	77-82	ADMINISTRATIVE AND SUPPORT SERVICE ACTIVITIES	100 092	89	39 142	32 623	5 364	34 766	19 816
P8500	85	EDUCATION	0	0	0	0	0	0	0
Q8895	86-88	HUMAN HEALTH AND SOCIAL WORK ACTIVITIES	0	0	0	0	0	0	0
R9395	90-93	ARTS, ENTERTAINMENT AND RECREATION	29 181	17	-2 559	4 637	897	0	C
S9695	94-96	OTHER SERVICE ACTIVITIES	C	C	C	0	0	C	C
X9990	84,97-99	Other services (for personal consumption)	0	0	0	0	0	0	0
X9997	00-99	TOTAL except for private purchases and sales of real estate	6 583 027	1 628	840 005	428 559	817 412	940 895	958 197
X9998		Private purchases and sales of real estate	0	0	0	0	0	0	0
X9999	00-99, X9998	TOTAL	6 583 027	1 628	840 005	428 559	817 412	940 895	958 197

/C,D - confidential data (identifiable respondent)

The transfer of the industrial classification of economic activities from NACE Rev. 1.1. to NACE Rev. 2 is based on the CZSO Register.

6. SELECTED INDICATORS OF CZECH CONTROLLED ENTERPRISES ABROAD (FATS) in 2009

6.2. Economic zones - countries

USD thousand

Code	Country	Turnover	Employment	Value Added	Personnel Cost	Gross Investment in Tangible Goods	Exports of Goods and Services	Imports of Goods and Services
A1	TOTAL WORLD	7 501 595	1 844	1 087 171	508 178	971 449	1 139 185	1 087 842
E1	EUROPE	7 203 644	1 531	926 617	464 201	896 966	1 116 488	1 020 862
	<i>of which</i>							
BE	Belgium	C	C	0	0	0	0	C
BG	Bulgaria	1 450 354	238	190 015	63 413	74 590	39 147	16 541
DE	Germany	1 010 344	56	149 849	79 785	49 731	137 451	225 267
EE	Estonia	C	C	C	C	0	0	C
IE	Ireland	0	0	C	C	0	0	0
ES	Spain	6 589	1	C	539	C	C	C
FR	France	26 523	4	C	3 558	C	C	17 549
IT	Italy	C	C	C	C	C	0	C
LV	Latvia	C	C	C	C	0	C	C
LT	Lithuania	C	C	C	C	0	C	C
LU	Luxembourg	C	0	0	0	0	0	C
HU	Hungary	169 837	7	790	6 181	837	21 978	43 678
MT	Malta	C	C	C	C	0	C	C
NL	Netherlands	C	2	-724	C	C	C	C
AT	Austria	31 606	1	11 341	1 834	C	C	24 877
PL	Poland	509 115	96	183 024	41 809	43 725	56 928	43 445
PT	Portugal	C	0	0	0	0	0	0
RO	Romania	753 953	124	155 735	52 442	423 239	4 399	20 353
SI	Slovenia	0	C	0	0	0	0	0
SK	Slovakia	2 632 236	510	217 082	172 898	260 460	723 062	449 807
SE	Sweden	0	C	C	C	0	0	0
GB	United Kingdom	43 916	2	4 576	2 212	C	C	C
IS	Iceland	C	0	C	C	D	D	D
LI	Liechtenstein	C	0	C	0	0	C	C
CH	Switzerland	C	0	C	C	C	0	C
AL	Albania	C	C	C	C	C	0	0
BY	Belarus	46 071	78	C	C	C	C	6 223
BA	Bosnia and Herzegovina	C	C	C	C	0	C	C
HR	Croatia	C	C	C	C	D	C	D
MK	Macedonia, the Former Yugoslav Republic of	0	D	0	0	D	0	D
RU	Russian Federation	56 499	48	-1 083	6 346	10 056	3 034	6 152
RS	Serbia	C	C	C	C	0	C	C
TR	Turkey	C	0	0	C	0	0	0
UA	Ukraine	27 316	16	377	1 180	C	1 997	565
E7	AMERICA	139 548	20	11 086	14 380	746	2 416	44 180
	<i>of which</i>							
GL	Greenland	D	D	D	D	0	0	D
CA	Canada	C	C	D	C	C	C	C
US	United States	43 894	4	6 819	6 280	C	0	25 234
AG	Antigua and Barbuda	D	D	0	0	0	0	0
BB	Barbados	D	D	0	0	0	0	0
MX	Mexico	D	D	C	C	C	0	C
AR	Argentina	C	C	C	C	C	C	C
BR	Brazil	78 869	C	C	7 418	C	C	C
PY	Paraguay	D	0	0	D	0	0	0
PE	Peru	C	C	C	C	0	0	0
F2	ASIA	158 403	293	149 469	29 596	73 737	20 280	22 799
	<i>of which</i>							
AE	United Arab Emirates	C	C	C	C	C	0	C
AM	Armenia	0	C	0	C	0	0	0
GE	Georgia	C	C	C	C	C	C	C
CN	China	4 082	9	812	833	C	3 139	C
HK	Hong Kong	C	C	C	C	0	C	0
MN	Mongolia	C	C	C	C	0	0	C
MM	Myanmar (Burma)	0	C	0	C	0	0	0
SG	Singapore	C	C	0	C	0	C	C
UZ	Uzbekistan	D	0	0	0	0	0	D
I4	Euro-zone 15	1 182 974	64	164 393	87 636	50 193	204 954	368 510
J4	Extra-euro-zone 15	6 318 622	1 780	922 778	420 542	921 256	934 230	719 332
D3	EU-25	4 544 910	682	570 580	311 689	355 711	1 006 973	934 964
D5	Extra-EU-25	2 956 685	1 162	516 591	196 488	615 737	132 212	152 877
D2	EU-15	1 162 335	65	166 147	89 652	50 689	140 445	333 993
D4	Extra-EU-15	6 339 260	1 779	921 024	418 526	920 760	998 740	753 849
D8	New EU Members States 2004	3 382 575	617	404 433	222 038	305 022	866 528	600 972
V1	EU-27	6 749 217	1 044	916 330	427 543	853 540	1 050 519	971 859
V2	Extra EU-27	752 379	800	170 841	80 634	117 908	88 666	115 983
A8	OECD	4 546 190	686	574 145	317 841	355 852	943 608	909 136
A5	EFTA	15 014	0	221	277	C	C	C
B1	NAFTA	57 690	6	7 080	6 944	132	C	35 555
C4	Offshore financial centres	1 683	C	181	C	0	1 538	C
A9	CEE	309 131	345	10 064	28 070	C	60 156	33 395

/C,D - confidential data (identifiable respondent)